

IDEABOOK

FRAMES

FLOOR STANDS

GRAPHIC HOLDERS

FLOOR & COUNTER MATS

CEILING DISPLAY SYSTEMS

ANCHORS & CABLES & HOOKS



Rose
Knows

rose/displays
The Signware™ Specialists

QUICK PRODUCT GUIDE

NEWBURY™ COLLECTION	page 4
FRAMES.....	page 10
FLOOR STANDS.....	page 32
GRAPHIC HOLDERS	page 44
FLOOR & COUNTER MATS	page 54
CEILING DISPLAY SYSTEMS.....	page 56
ANCHORS & CABLES	page 62
ANCHORS & MAGNETS	page 66
HOOKS	page 67
ACCESSORIES.....	page 68
TECHNICAL INFORMATION	page 70

contents

FRAMES

NEWBURY COLLECTION

NEW	Newbury™ Frame	4
NEW	Newbury™ VersaMount™	6
NEW	Newbury™ SwivelMount™	6
NEW	Newbury™ MultiSystem™	7
NEW	Newbury™ Stand	8

ALUMINUM FRAMES

SNAP FRAMES

NEW	Thinline™	10
	FreedomFrame®	12

SIDE/TOP LOAD FRAMES

	AnoFrame™	14
	3/16" AnoFrame™	14

SIDE/TOP LOAD FRAME SYSTEMS

	AnoFrame SwivelMount™	18
	AnoFrame VersaMount™	18
	AnoFrame MultiSystem™	20
	AnoSkyBox™	24
	Side-Load AnoSkyBox™	24

PLASTIC FRAMES

SNAP FRAMES

	UltraFrame™ Next Generation	28
--	-----------------------------	----

SIDE/TOP LOAD FRAMES

NEW	EconoTrim™	30
NEW	EconoFrame™	31

FLOOR STANDS

NEW	TwinStand™	32
	Contour® Stand	34
	AnoGotcha™ Stand	36
	EconoStand™	37
	InfoHolder™ System	38
	AnoKiosk™	40
	AnoFrame SnapOn System™	42

GRAPHIC HOLDERS

ALUMINUM HOLDERS

NEW	AnoSkin™	44
	AnoPro™	45
	AnoGotcha™ Plus	46
	AnoGotcha™	48
NEW	AnoMate™	50
	AnoQuick™	51

PLASTIC HOLDERS

	SuperSnap™	52
	QuickGrip™	52
	Gotcha®	53

FLOOR & COUNTER MATS

NEW	WipeWindo® Pro K.	54
NEW	FloorWindo®	55
NEW	DeskWindo®	55

CEILING DISPLAY SYSTEMS

	EasyGlide™ Track	56
NEW	Suspension Mounts	56
	Butterfly™ Track	57
	EasyUp™ Next Generation	58
	EasyUp™ 360	58
	Spider™ Track	60
NEW	Tile Divider & Super Tile Divider	60
	Adjustable Cable System	60
NEW	ZipLine™	61

ANCHORS & CABLES

	RoPole® Installation Tool	62
	Spider™ Anchors	62
	Butterfly™ Clips & Mounts	63
	Mighty Mites™	63
	SoftHooks™	65

ANCHORS & MAGNETS

	Ceiling, Grid & Specialty Anchors	66
	Animal Magnets	66

HOOKS

	Display & Specialty Hooks	67
	Clear Locking & Non Locking Hooks	67

ACCESSORIES

	Wall Mounts & Standing Bases	68
	Hanging & Window Mounts	69

TECHNICAL GUIDES

	Product Usage Chart	70
	Frames	72
	Floor Stands	78
	Graphic Holders	80
	Floor & Counter Mats	85
	Order Form	86
	Credit Application	87
	Order Information	88



TAILORED DESIGN



SMART PRODUCTS



DEDICATED SERVICE

For more than 30 years, the Rose Displays name has been synonymous with the very best in signware™ solutions. We've earned that reputation by focusing on our customers' needs and delivering our solutions seamlessly, from start to finish. In fact, treating our customer's business as if it were our own is the promise upon which Rose Displays was founded. It's the promise that we continue to make each and every day, no matter how large or small your project may be. No wonder the world's leading retailers trust us to be their value-added partner in crafting signware solutions.

Our ability to deliver on this promise starts with our consultative approach. At Rose Displays, we take the idea of "Signware Specialists" to a new level. Our experience in retail gives us an extraordinary perspective on all the details you need to make your graphics program succeed – from understanding the store environment itself to the art and science of signage placement. We take this knowledge out of the office and into the store environment, enabling us to offer recommendations based on observation and analysis.

Our proprietary signware is designed with your needs in mind. Rose Displays' in-house design team is ready to work with you to develop the earliest spark of an idea into a totally customized solution, or modify our existing line to meet your specific requirements and give you the competitive edge. No detail is too small when it comes to your success.

Each piece of signware meets our exacting standards in design and engineering, unlike the imitations. Our products are known for their sleek, contemporary look. They are durable and made to offer extraordinary versatility. Our signware collection integrates beautifully throughout the store to extend and reinforce your brand image. And its signature ease-of-use saves you and your store personnel valuable time and encourages compliance at the store level. All of this translates into greater impact, more productivity and a superior return on investment. Never settle for less.

Rose Displays is focused on delivering superior customer service and support that continues long after the sale. Each member of our team shares our commitment to be your signware partner, not just a vendor. Everything is aimed at taking the worry out of your signware project – you can trust our Signware Specialists to get it right!



For example, we offer dedicated project management for large or complex rollouts, and our customer service staff keeps you apprised of progress with your order. Detailed instruction sheets make installation a snap at the store level. We take the time to understand your needs every step of the way and guide you to the right solution, ensuring that your rollout goes through effortlessly.

As you browse our IdeaBook, you'll see our wide range of signware solutions that have all aspects of your retail environment covered from walls to windows, ceilings to floors, and everywhere in between. Whether you're looking for frames, graphic holders, floor stands, kiosks, skyboxes, screens, or displays for floor graphics and countertops, Rose Displays has the right solution.

We invite you to contact our Signware Specialists to discuss your next project and experience the genuine Rose Displays difference.

Newbury™ Collection

When you first see the Newbury Collection, you can't help but notice its sleek, elegant charm. Its premium quality, anodized finish lends a soft, exquisite tone to your store décor. Its slightly beveled profile sweeps effortlessly from edge to edge, surrounding your graphic with brilliance.



NEW

NEWBURY™ FRAME


- Substantial rails give your graphics a bold look.
- Solid construction ensures durability for years to come.
- Ships knocked down to save you money on shipping.

Always cut to your exact specifications.
See page 72 for technical details.



Screw-together construction ensures ease-of-use at store level.






NEW


NEWBURY™ VERSAMOUNT™ AND NEWBURY™ SWIVELMOUNT™

- Graphics change easily with top or side loading frames.
- Substantial rails with screw-together construction provide stability throughout your store.
- With three mounting options, including a ceiling grid clip, screw base, and weighted base, your message can go anywhere.

Always cut to your exact specifications.
See page 72 for technical details.



Finished details ensure a
clean, sleek look.





NEW

NEWBURY™ MULTISYSTEM™

- Design the exact configuration you need - You are never limited to standard sizes.
- Acrylic shelves can hold lightweight products to create full merchandising displays.
- Ideal for even high traffic areas.

Always cut to your exact specifications.
See page 72 for technical details.



NEW

NEWBURY™ STAND



- Customizable from the size of the frame to the height of the pole.
- Use with a MultiSystem to create an eye-catching display with shelving capability.
- Extremely durable and stable even in high traffic areas.

Always cut to your exact specifications.
See page 72 for technical details.

Thinline™ (see page 10)
Newbury™ Stand



frames



NEW THINLINE™

A sleek new snap frame that whispers elegance.

- Super thin rails provide a sleek, stylish look to your graphic.
- Concealed spring design creates the illusion that your graphic blends seamlessly with the rail.
- Available with miter-cut or corner block corners to create a clean, finished look.
- Multiple frames can be mounted directly next to each other for menu board or collage formats.

Always cut to your exact specifications.
See page 72 for technical details.



Thinline™ and
AnoFrame™
with Center Base
(see page 14)




Kids Corner
Let your imagination run wild





FREEDOMFRAME®

Elegant, aluminum front-load snap frame.

- Unique snap-open, snap-closed hinge for secure, easy access.
- Numerous options available from round and square profiles to mitered and non-mitered corners.
- Back-to-back version is ideal for mid-store hanging; DIY version is perfect for large format wall graphics.

Always cut to your exact specifications.
See page 72 for technical details.

white
SALE


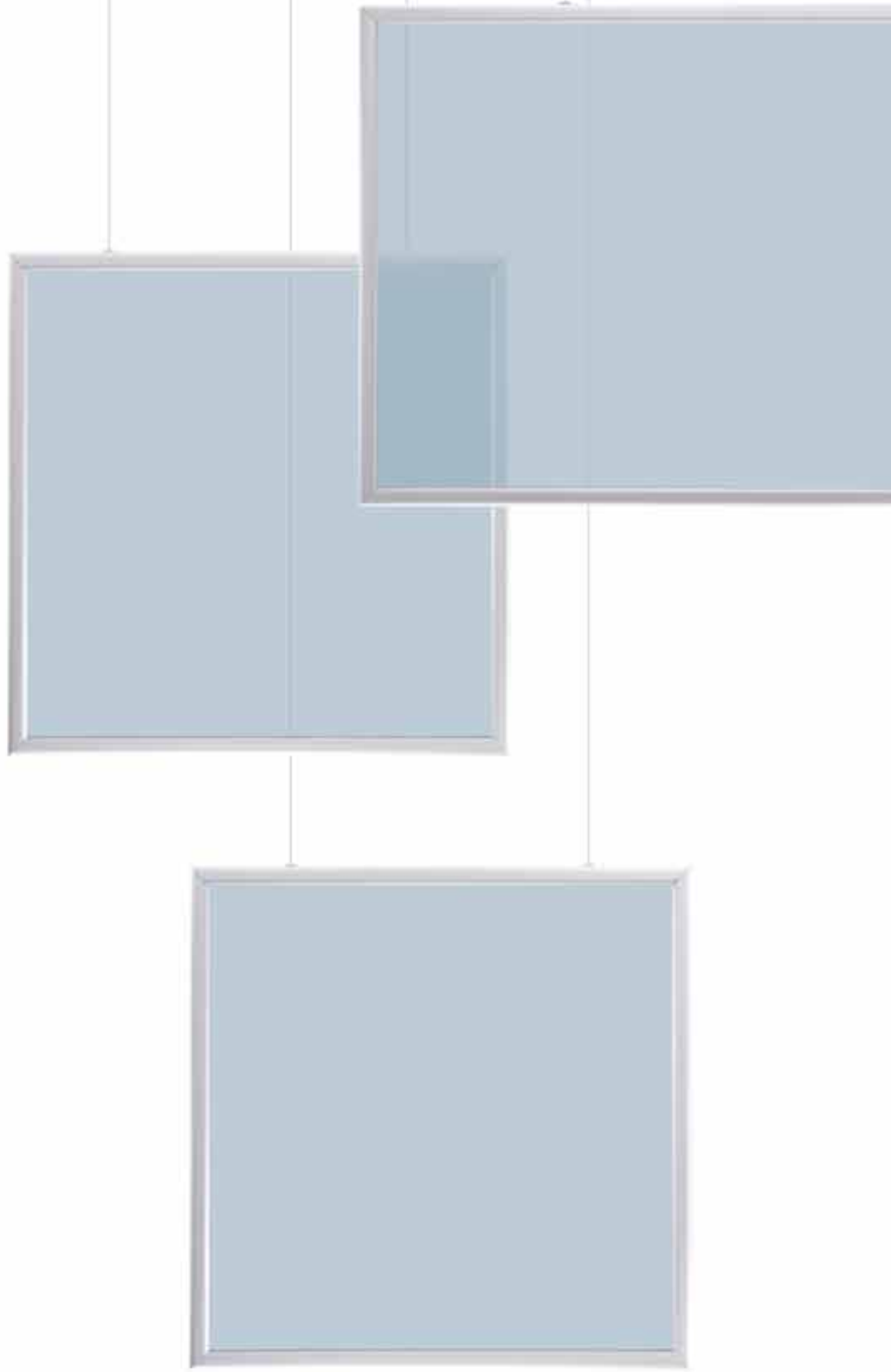


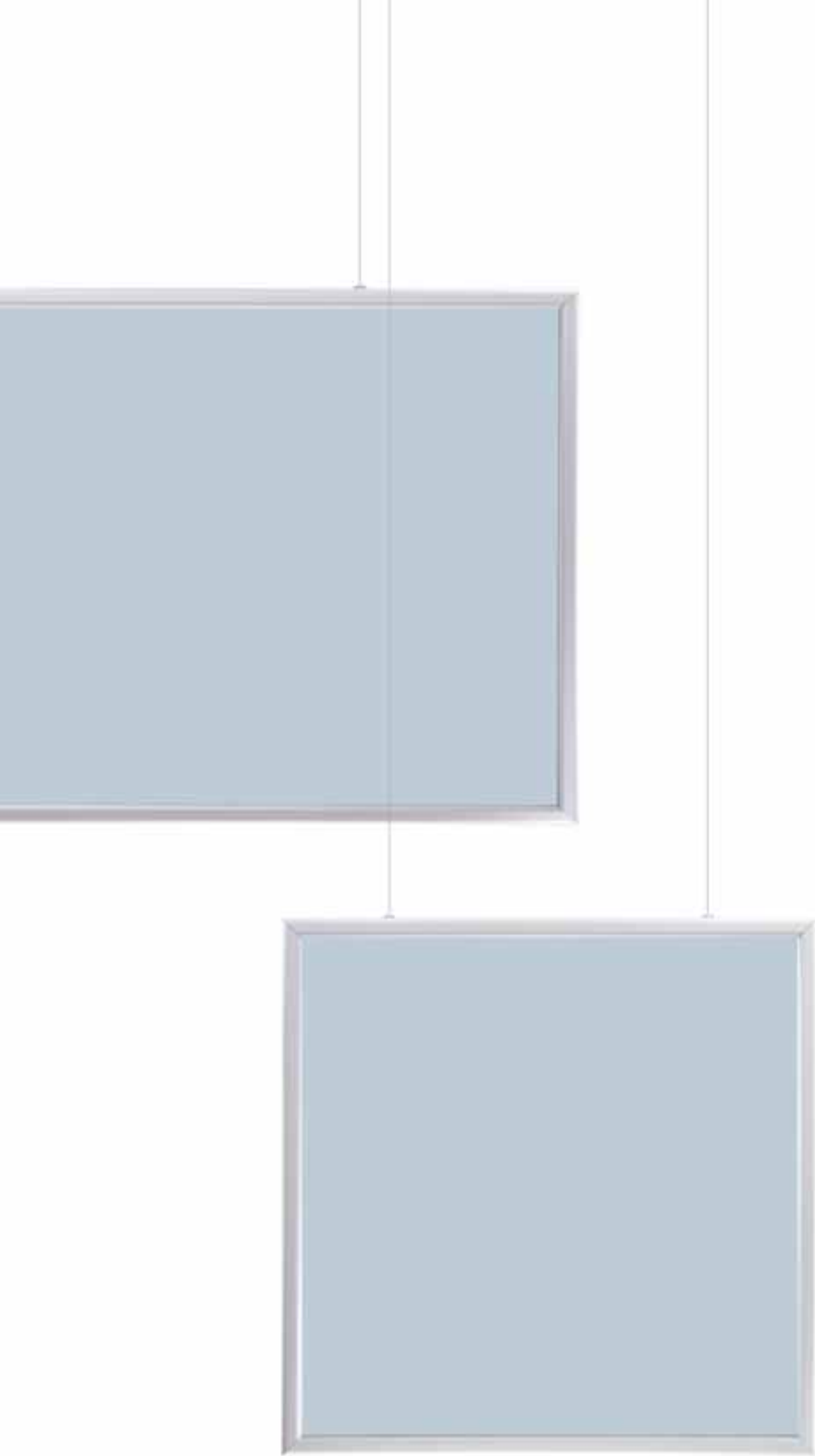
ANOFRAME™ AND 3/16" ANOFRAME™

Attractive, versatile, and easy-to-use
aluminum side/top load frame.

- Mount your graphics anywhere — on your walls, from ceilings, or in windows.
- Top or side load for simple graphic changes.
- 3/16" AnoFrame available with mitered or non-mitered corners for substrates up to 3/16".
- Available in any size from 5" x 5" to 48" x 96".

Always cut to your exact specifications.
See pages 72 and 74 for technical details.





Center Base and Shovel Base
available to display messages
on your counter or shelf.
Center Base shown.



Off-the-Wall™ Mounts
available to add dimensional
impact to your graphic displays.



AnoFrame™ VersaMount™
(see page 18)

← bakery

giftware

prepared foods →

→ sandwiches

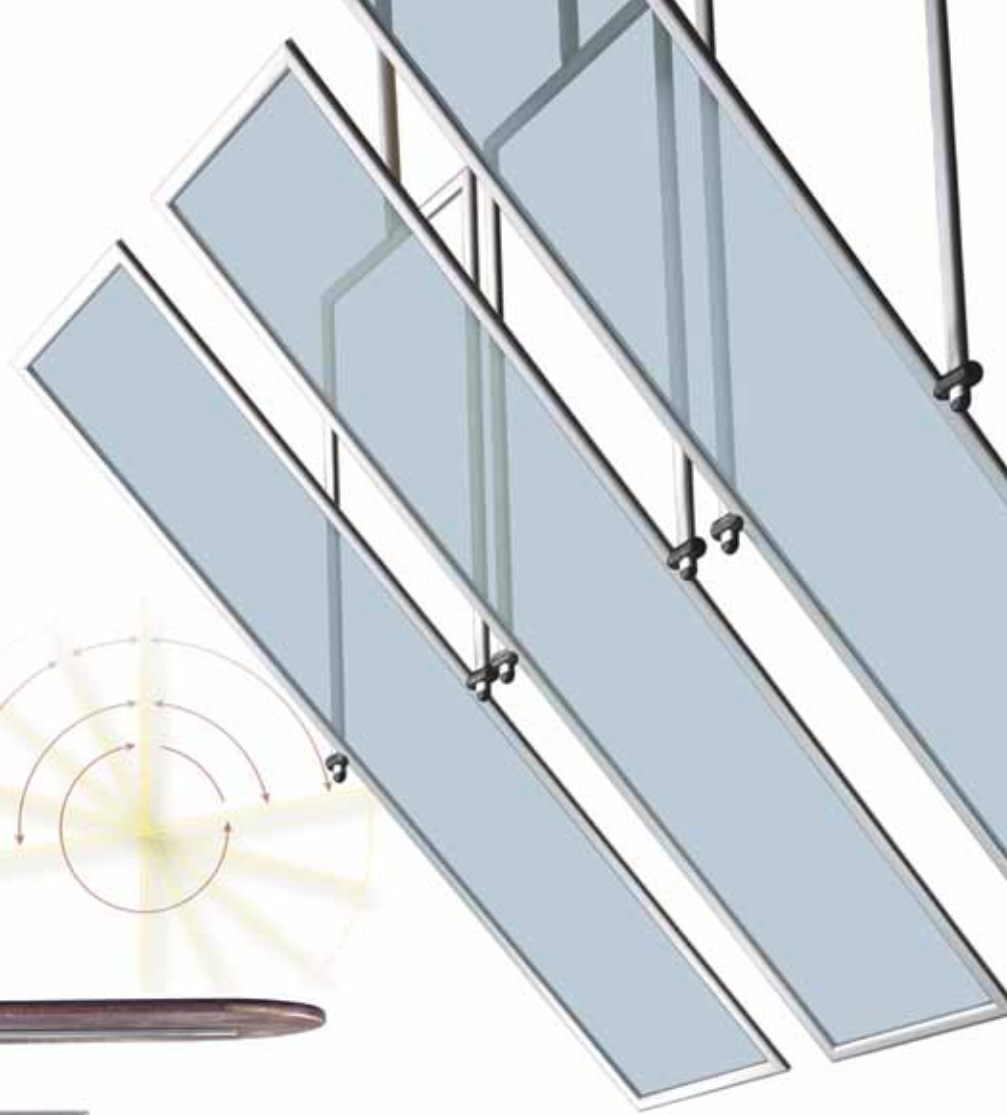
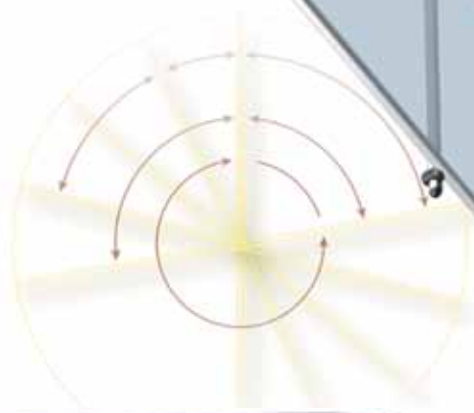
grab & go →

ANOFRAME SWIVELMOUNT™ AND ANOFRAME VERSAMOUNT™

Versatile frame mounting systems
for any point of hanging.


- Compatible with clamps, magnets, ceiling anchors, and other bases for multiple mounting options.
- Graphics slide in and out of AnoFrame™ for easy changing.
- Use as a one or two-sided display.

Always cut to your exact specifications.
See page 74 for technical details.





EXIT


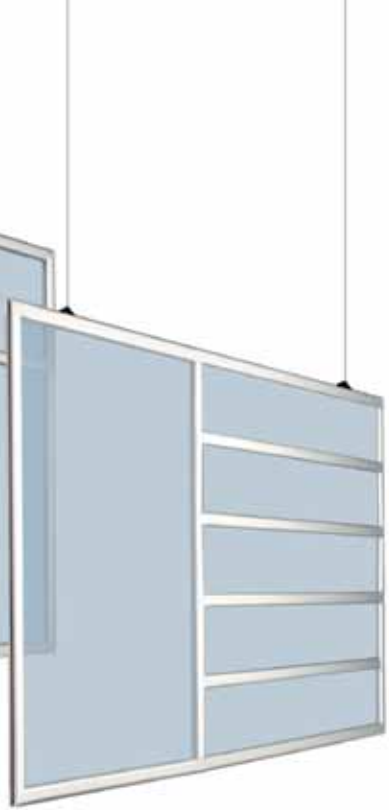


ANoFRAME MULTISYSTEM™

A frame panel system with infinite design flexibility.

- Create any number of panels in any configuration.
- Top or side-loading so promotions switch in seconds.
- Assembles in minutes without any tools.

Always cut to your exact specifications.
See page 74 for technical details.



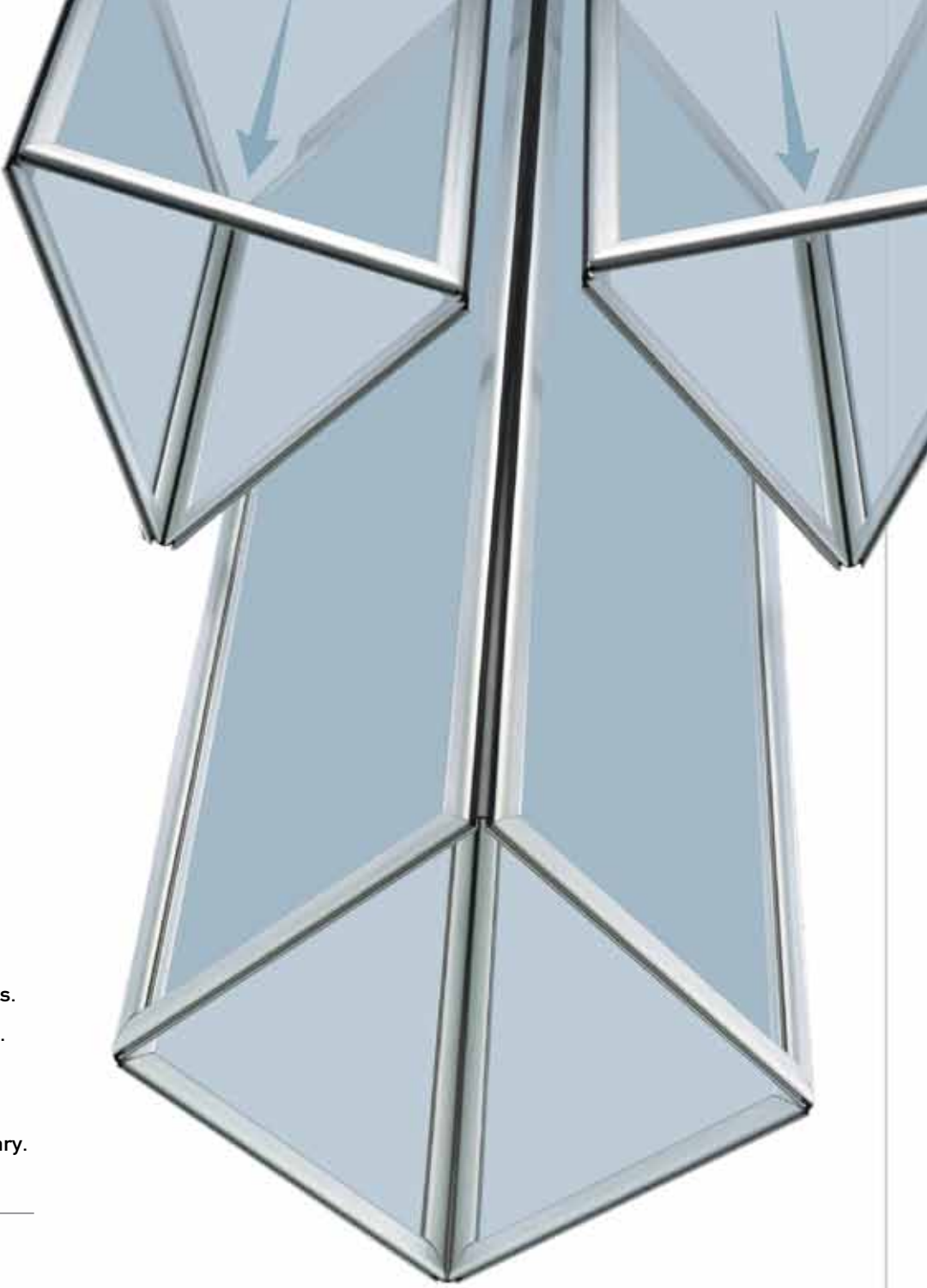


AnoPro™ (see page 45)

AnoGotcha™ Stand (see page 36)

AnoFrame™ MultiSystem™ with Off-the-Wall™ Brackets (see page 20)





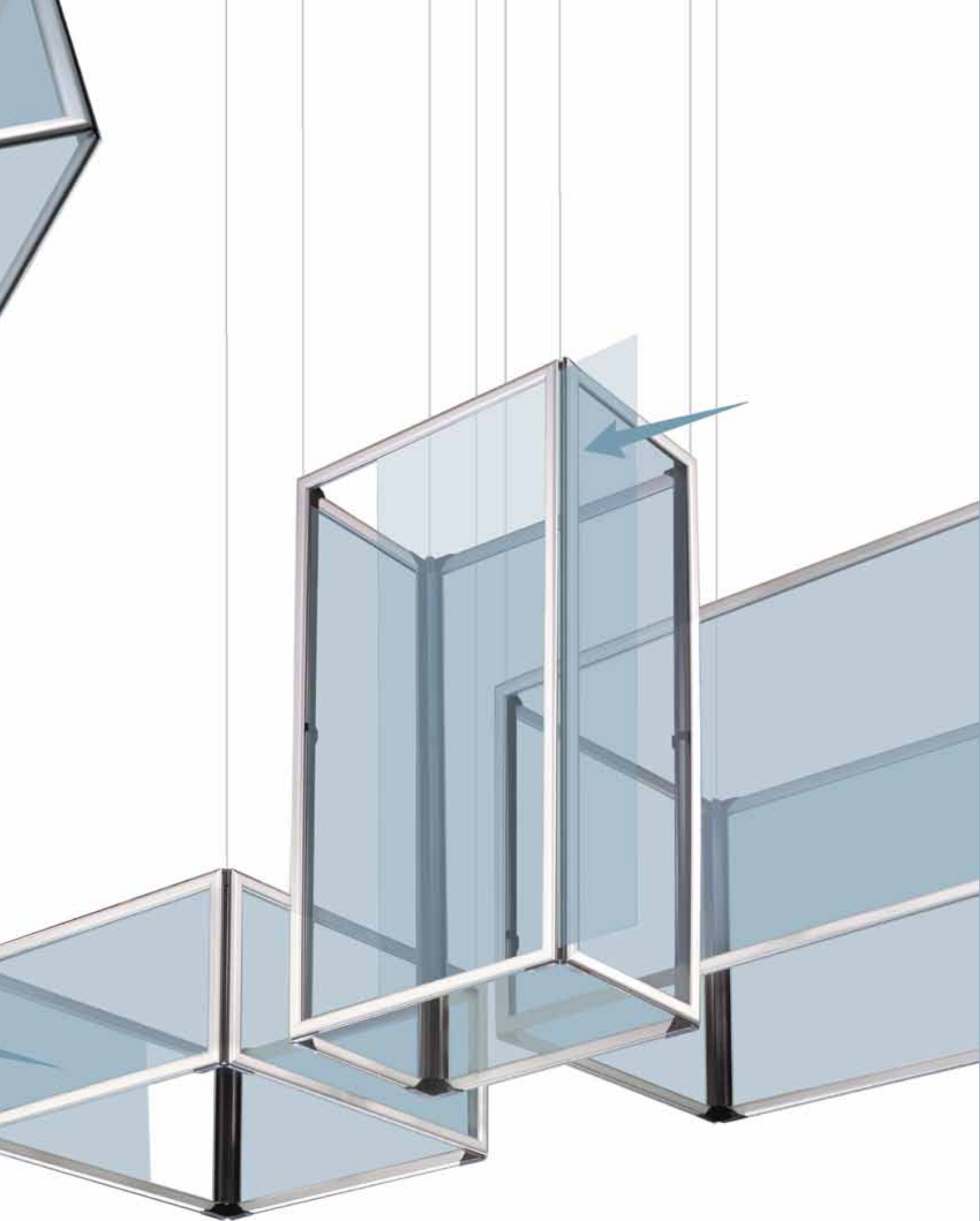
ANOSKYBOX™ AND SIDE-LOAD ANOSKYBOX™

Three-dimensional, eye-catching ceiling displays.

- Create dramatic 3-sided and 4-sided displays.
- Top or side-loading for quick and easy graphic changes.
- Easy assembly — no installation crew necessary.

Always cut to your exact specifications.
See pages 74 and 76 for technical details.





glassware



gift boxes




wine classes

fine & rare wines


AnoSkyBox™
(see page 24)





ULTRAFRAME™ NEXT GENERATION

- Built-in hinge provides a strong, even grip without springs.
- Lightweight corrugated plastic backer board saves you money on shipping.
- Simply snap open rails to replace your graphic.
- Ships fully assembled for ease at store level.



Always cut to your exact specifications.
See page 76 for technical details.

FreedomFrame®
(see page 12)

AnoFrame
SnapOn System™
(see page 42)



NEW

ECONOTRIM™

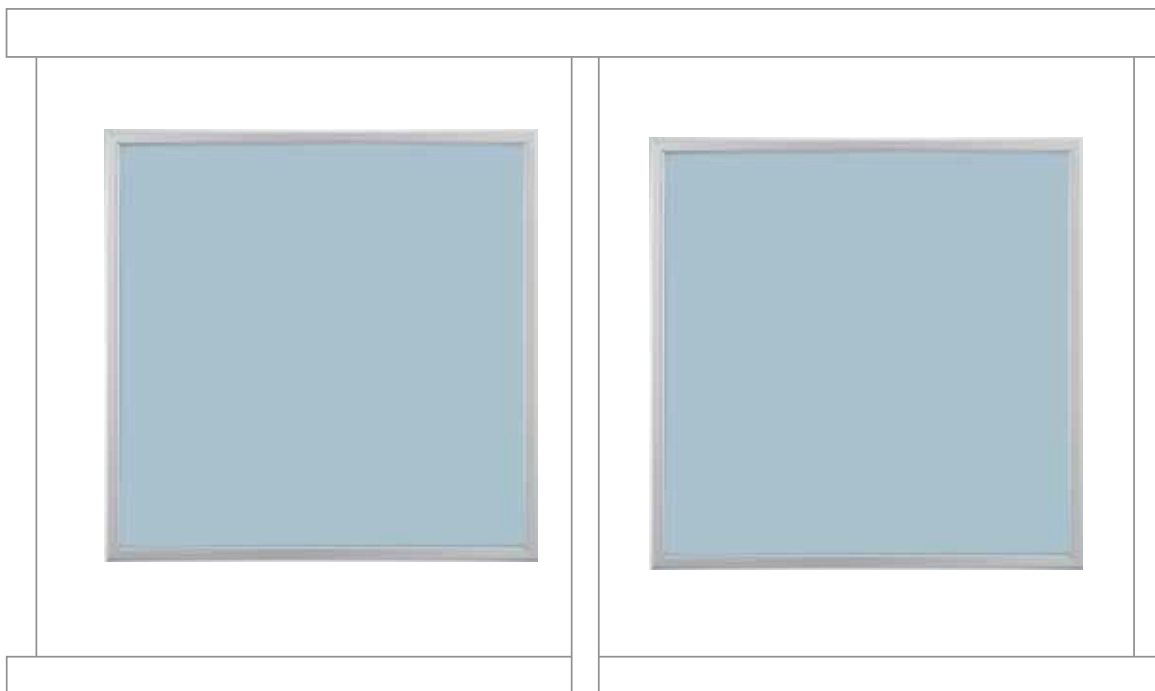
The EconoTrim provides you with an easy, stylish, and inexpensive way to mount signage directly to your fixture.

- Unique plastic design makes mounting your signage inexpensive.
- Ships unassembled to save you money on shipping.
- Patent-pending back-lip on rail makes it easy for store staff to slide graphics in and out for changing.

Always cut to your exact specifications.



Adhesive-backing makes it easy to attach to almost any flat-paneled fixture.



See page 76 for technical details.



ECONOFRAME™

Upscale, yet affordable plastic side/top load frame.

- Graphics slide in and out for easy changing.
- Lightweight and reusable.
- Works with a variety of hanging options for anywhere in your store.
- New rounded corners give your graphics a contoured look.

Always cut to your exact specifications.
See page 76 for technical details.

NEW

floor stands

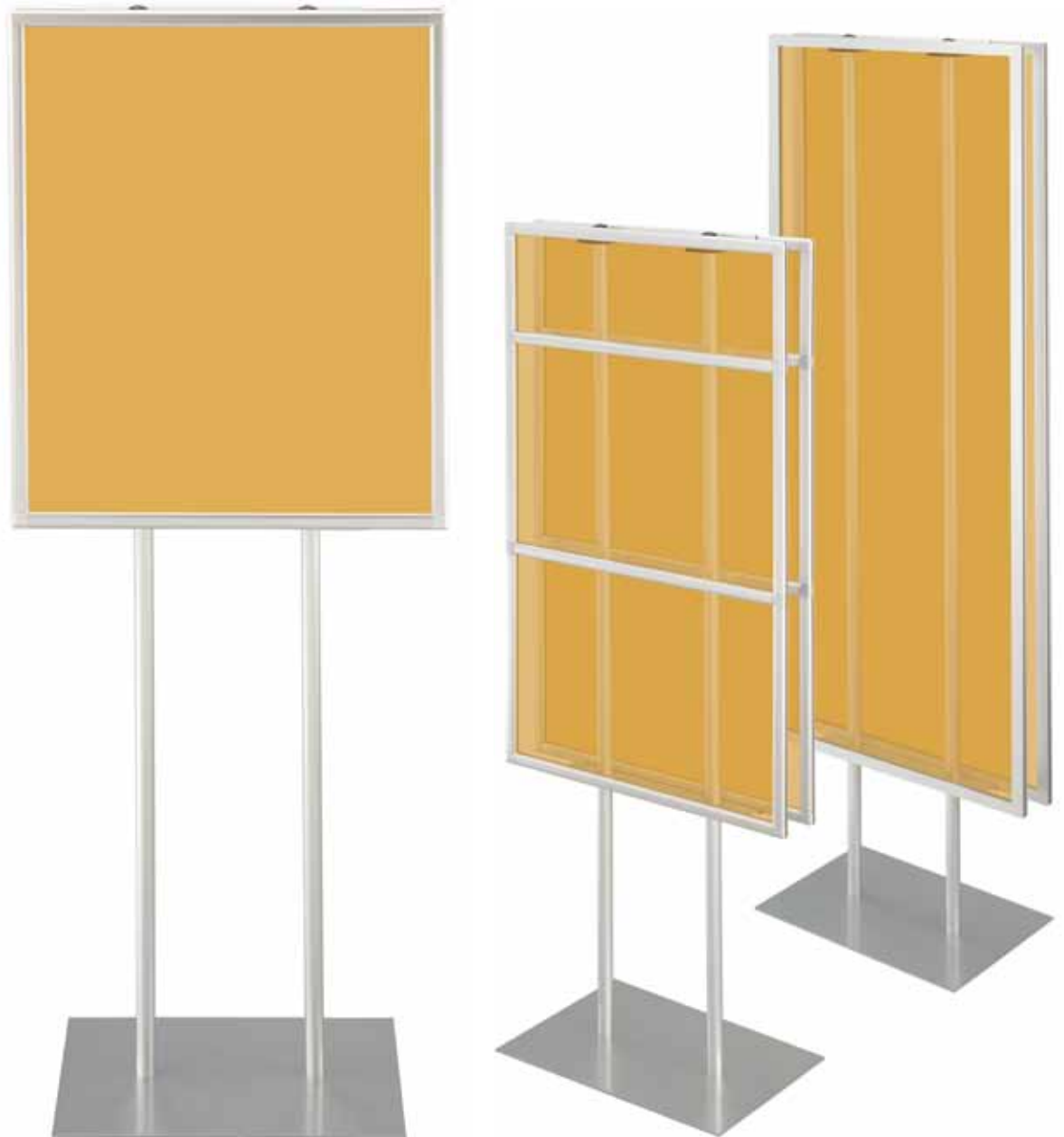
NEW

TWINSTAND™

The TwinStand gives you a stylish look that's simple to use and durable enough to last promotion after promotion.

- Provides an elegant frame on both sides of the stand.
- Double pole construction and wider base provide durability and stability.
- Easy, tool-free assembly makes it simple for store staff.
- Can be used with our popular AnoFrame™, 3/16" AnoFrame™, AnoFrame MultiSystem™, and EconoFrame™.

Always cut to your exact specifications.



See page 78 for technical details.



Fun
in the
Sun

15% off
on all
beachwear

CONTOUR® STAND

Shapely floor stand that gives your graphics a new curve.

- Graphics switch out in seconds without disassembly.
- Simple assembly at store level.
- Optional Literature Basket holds your 8.5" x 11" promotional materials.
- Graphic size is 22" x 28".

See page 78 for technical details.



ANOGOTCHA™ STAND

The most elegant and flexible stand for your promotion.

- Multiple options to fit all of your in-store needs.
- No special graphic treatment required — just snap AnoGotcha open and closed.
- Assembles in minutes; lightweight and reusable.

Always cut to your exact specifications.
See page 78 for technical details.



Puck knobs also available.



ECONOSTAND™

A floor stand you design.

- Compatible with a variety of holders and frames to match any look.
- Graphics displayed on both sides to maximize impact.

Always cut to your exact specifications.
See page 78 for technical details.






The InfoHolder™ System is also available in an easy-to-use wall version.

INFOHOLDER™ SYSTEM

- Showcase your latest specials or display your weekly circulars with ease.
- Simple to assemble and disassemble without any tools.
- Use as many or as few acrylic panels as you need.
- Standard 8.5" x 11" acrylic panels make it easy to change graphics often.

Width is cut to your exact specifications.
See page 78 for technical details.





Carpeting
Gallery

Landry & Arcari

Know How
Rugs are Made



Try the Rug
at Home First



Tips for
Buying an
Ethical Carpet

Choose Your
Sizing Wisely

Landry & Arcari

Healthier Wool
Facts Good

Buy for
Decorative Value



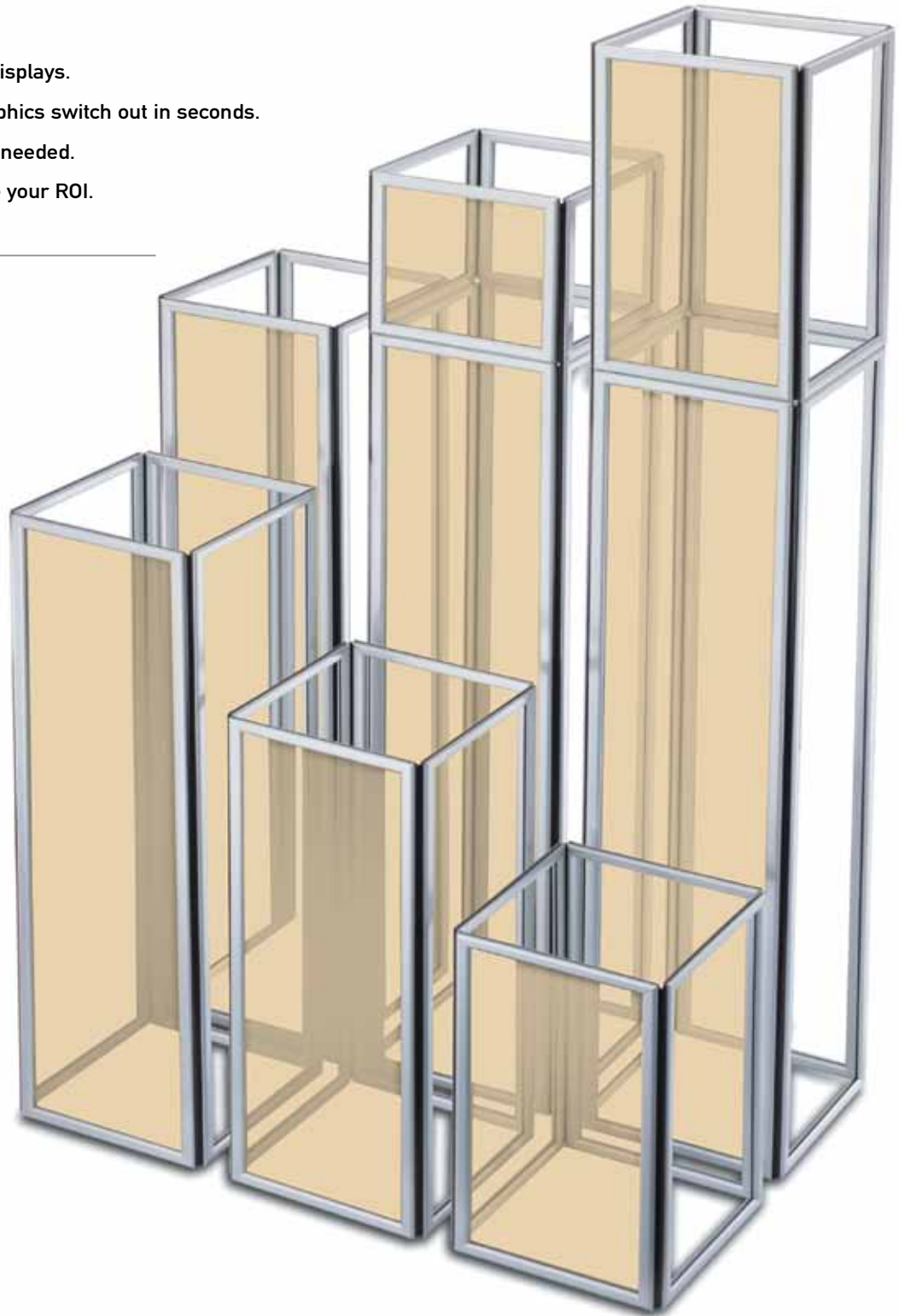
InfoHolder™ System

1.800.631.9707

AnoKiosk™

Elegant solution for freestanding displays.

- Top-loading so promotional graphics switch out in seconds.
- Assembles in minutes, no tools needed.
- Strong and durable to maximize your ROI.



Always cut to your exact specifications. See page 78 for technical details.



ANOFRAME SNAPON SYSTEM™

Flexible floor display with infinite possibilities.

- Create screens, kiosks, and space dividers in any configuration.
- Disassembles quickly for easy storage; reassembles in minutes.
- Frames are top-loading making it easy to switch promotional graphics.

Always cut to your exact specifications.
See page 78 for technical details.




catering



make
your
soiree
sensational
with
catering
from
shubie's.

catering



graphic holders




ANOSKIN™

NEW


The AnoSkin gives you an inexpensive way to obtain a “custom” color or wood look at a fraction of the cost.

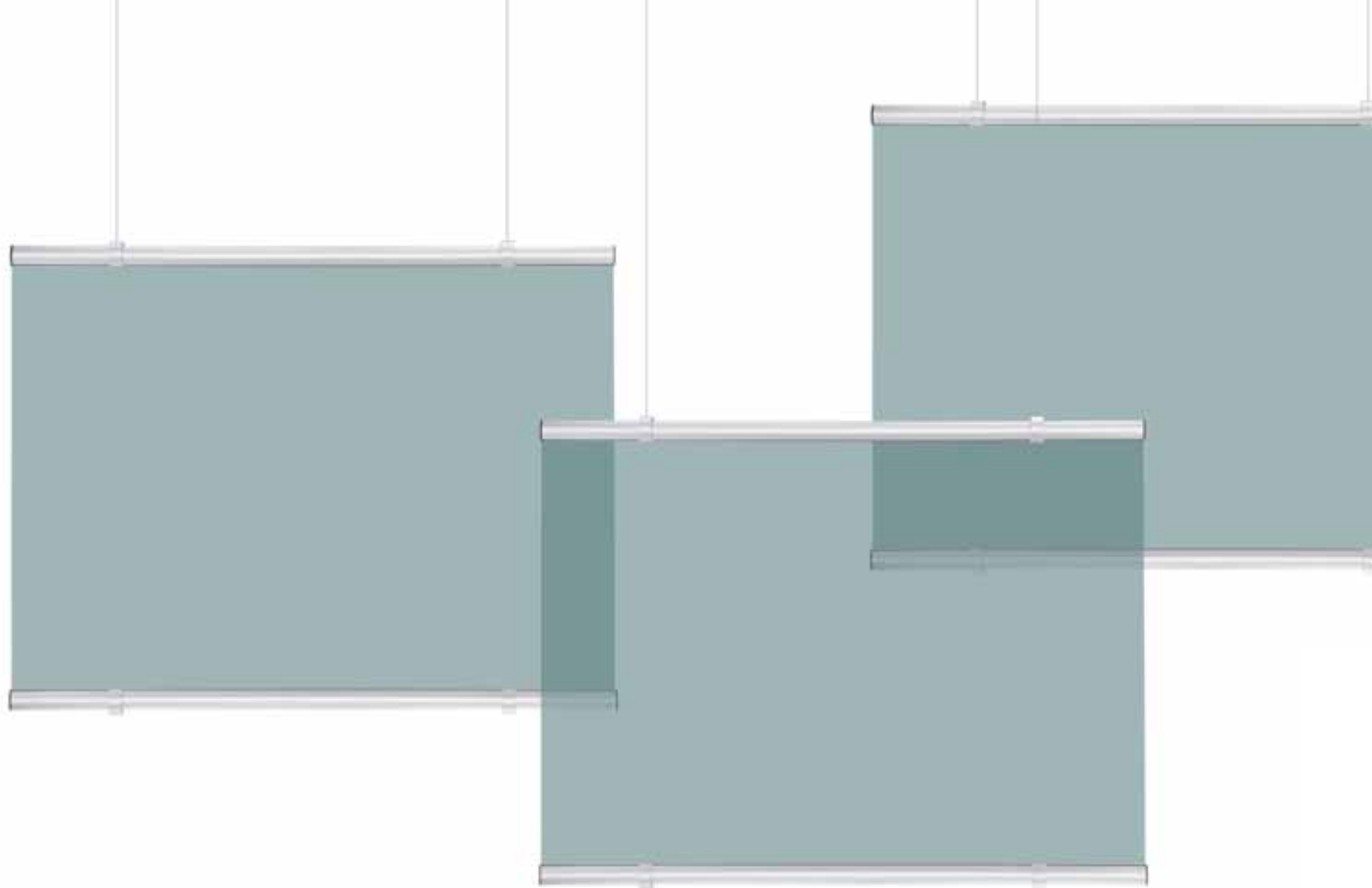
- 3” profile contains a graphic channel to highlight your sales, display your logo, or match your decor quickly and inexpensively.
- Graphic channel can accept most wood veneers to provide an exact match to your fixtures.
- Same ease-of-use as our AnoGotcha™ Plus - snap open the Gotcha® insert to change graphics easily.



Simply slide in your graphic or wood veneer for a “custom” look.

Always cut to your exact specifications.
See page 80 for technical details.






ANOPRO™

The Anopro holder combines elegance and flair with incredible gripping strength.

- 1 1/2" profile provides graphics with a bold, stylish look.
- Extreme gripping power holds a wide variety of substrates.
- Permanent end caps mean less pieces to lose.



Always cut to your exact specifications.
See page 80 for technical details.



ANOGOTCHA™ PLUS

Combines the Anogotcha's ease-of-use with a wider, more substantial profile.

- 1 3/8" tall profile gives your graphics a bold look.
- Compatible with a number of hanging options for display flexibility.
- Lightweight and sturdy.



Always cut to your exact specifications.
See page 80 for technical details.





PRESENTING THE ONE-HOUR
TALIAN VACATION.



New
PROSCIUTTO
MOZZARELLA
SANDWICH





ANOGOTCHA™

Graphic holders that combine the ease-of-use of our Gotcha® with the elegance of aluminum.

- Simple to use — simply open and close Gotcha insert to change graphics.
- Sturdy and lightweight to provide years of durability.
- Compatible with our most popular hanging options to mount anywhere.
- Change your graphic without having to disassemble the Anogotcha.

Always cut to your exact specifications.
See page 80 for technical details.







The Container Store®
travel sale
be an organized traveler

The Container Store®
travel sale
be an organized traveler



1.800.631.9707



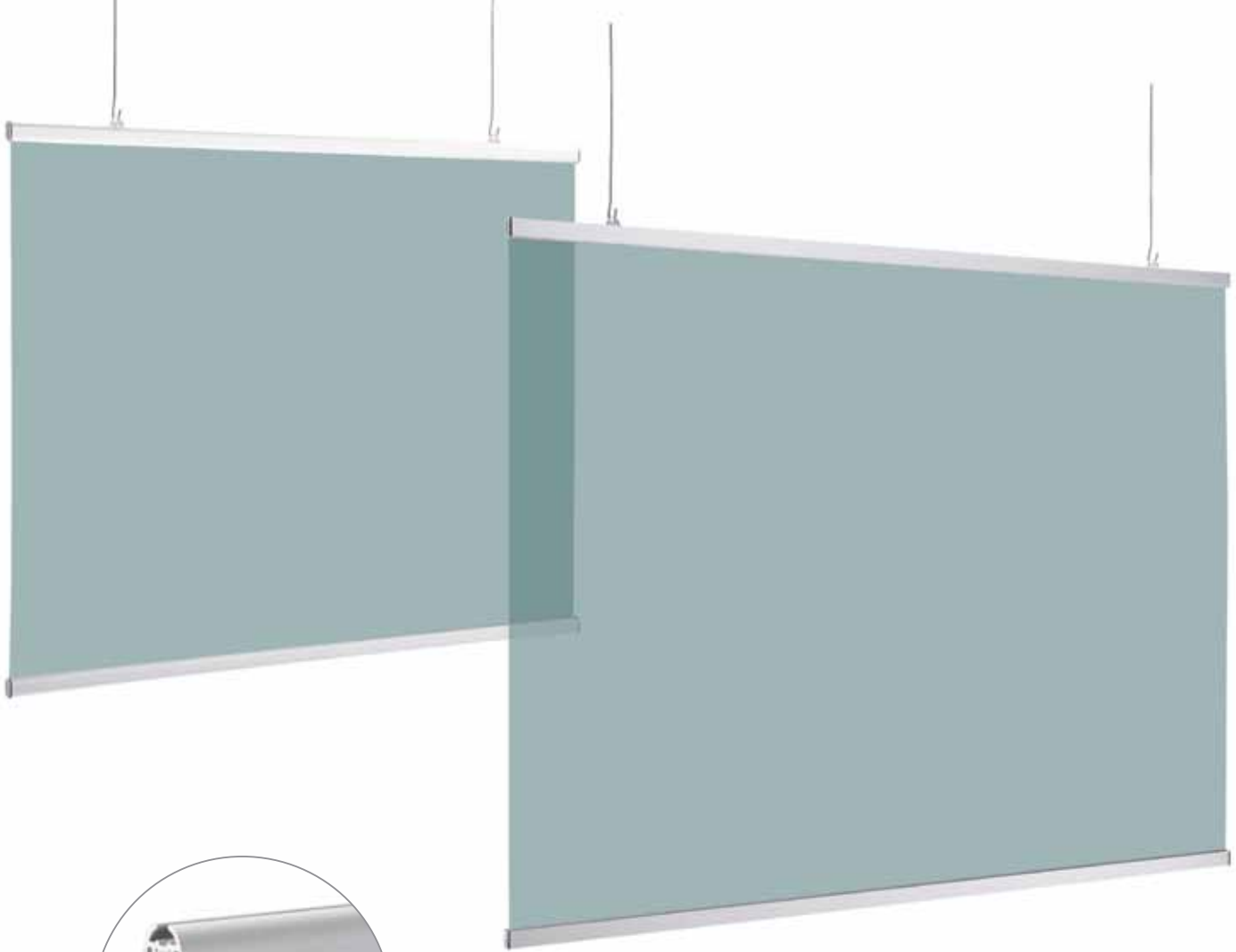
ANOMATE™

The ideal solution for displaying your fabric graphics quickly and easily.

- Provides a strong hold on paper, cardstock, plastic and fabric.
- Unique inner holder displays your fabric without rippling or bunching.
- Multiple hanging and mounting accessories.

Always cut to your exact specifications.
See page 80 for technical details.






ANOQUICK™

Durable anodized aluminum graphic holders for a variety of substrates.

- Sturdy enough for permanent or semi-permanent installations.
- Rigid to eliminate graphic bowing.
- Ideal for thin or thick substrates.

Always cut to your exact specifications. See pages 82 for technical details.



SUPER SNAP™

Snap-open/snap-closed plastic graphic holder with a substantial profile.

- A bolder profile for holding wider graphics.
- Graphics change in seconds — No scoring or graphic treatment required.
- Durable and reusable for all of your promotions.
- Can hang from walls, windows, ceilings, and can be used with floor stands.

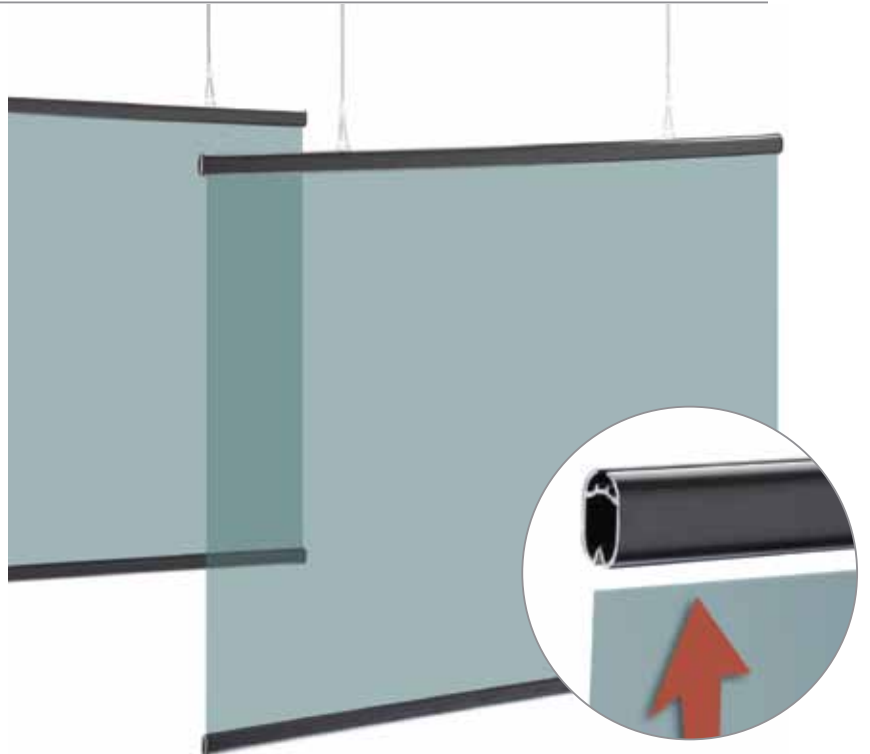
Always cut to your exact specifications.
See page 82 for technical details.


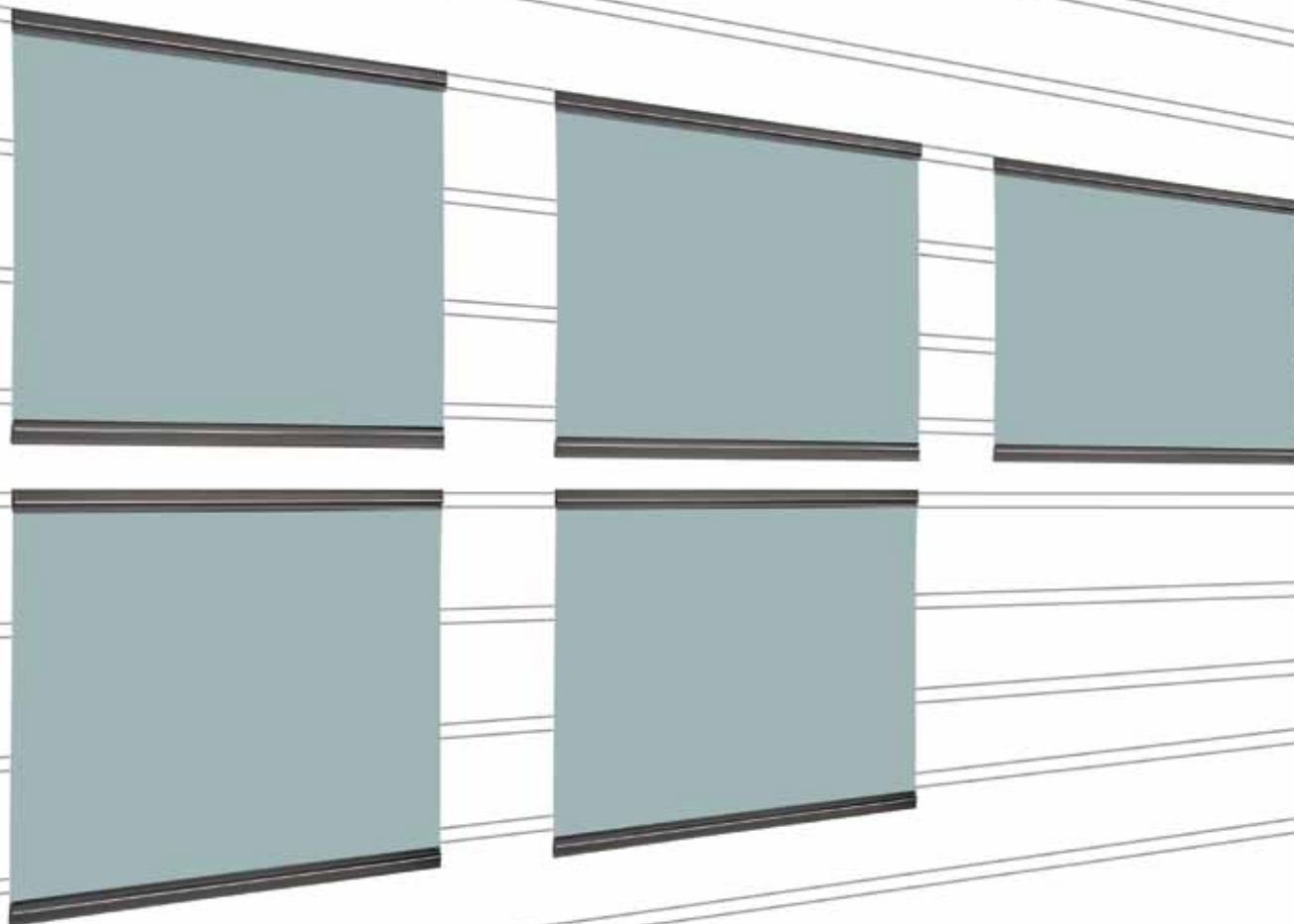
QUICKGRIP™

Plastic graphic holder appropriate for many substrates from thick to thin.

- Ideal for mid-store hanging and window displays.
- Simply push graphic into holder for a secure grip.
- Works with a variety of substrates to match your needs.

Always cut to your exact specifications.
See page 82 for technical details.





GOTCHA®

Popular snap-open/snap-closed plastic graphic holder.

- Change graphics in seconds with its patented snap hinge.
- No scoring or special graphic treatment is required.
- Use and reuse again and again.
- Can hang from walls, windows, ceilings, and can be used with floor stands.

Always cut to your exact specifications.
See page 82 for technical details.



floor & counter mats

As you know, most buying decisions are made in-store, whether at the register or in the aisle. The Windo® line of products gives you the ability to capitalize on these last-minute decisions. Utilize currently unused floor and counter surfaces while leaving an open, uncluttered view of the articles you want to sell. Best of all, Windo products are reusable, easily moved, slip-resistant, skid-resistant and use no messy adhesives.

NEW

WIPEWINDO® PRO K

- Industrial-grade floor mat can be professionally cleaned, increasing its life.
- FloorWindo sits in a cavity within the mat, holding it firmly in place.
- Graphics switch out in seconds for each new promotion.
- NFSI-Certified and ADA Compliant.



See page 85 for technical details.



FLOORWINDO®

Eye-catching “billboards on the floor” that cross a floor mat with a poster holder.

- Goes anywhere with no messy adhesives to clean. Just pick it up and move it!
- Graphics switch out in seconds by hand.
- Complies with ADA regulations and is certified by the National Floor Safety Institute for slip-resistance.
- Scratch-resistant and skid-resistant.

See page 85 for technical details.



DESKWINDO®

Counter graphic display that maximizes impact without compromising counter space.

- Change graphics in seconds! Reusable for all of your promotions.
- Scratch-resistant window protects your graphic.
- Anti-skid material holds display in place without adhesives.

See page 85 for technical details.



FLOORWINDO® 5 AND DESKWINDO® 5

NEW

- New sleek look blends seamlessly with your graphic.
- Unique design makes changing graphics even easier.
- Anti-slip grid under mat provides optimal gripping strength to keep your display in place.
- Available in select sizes only.

See page 85 for technical details.




ceiling display systems



EASYGLIDE™ TRACK

The EasyGlide Track System makes moving your signage as easy as sliding your shower curtain. With its patent-pending design and easy-to-use Gliders, the System gives you the ability to display your signage anywhere, while easily moving it to access stock, promote a new product display, or simply change the look of your visuals

Clear anodized aluminum or white painted for plaster or drywall ceilings. Includes mounting hardware. Custom colors available; minimum quantities may apply. Additional replacement kits available.



25-0027

Suspension Mounts give you an easy and inexpensive way to hang graphics from traditionally troublesome open ceilings.

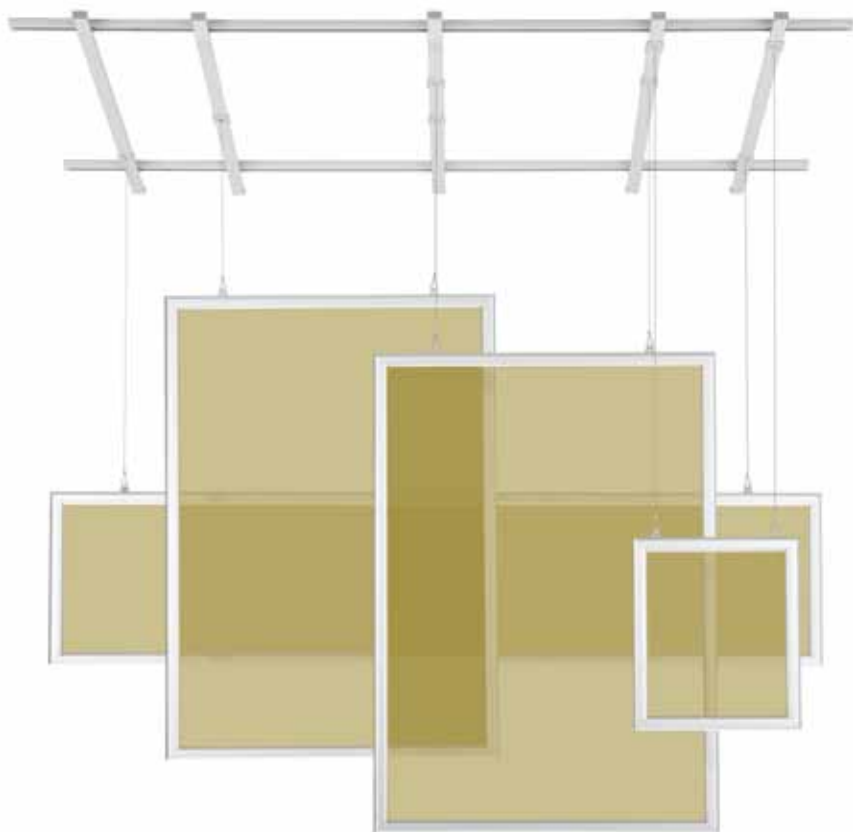
NEW

SUSPENSION MOUNTS

- With flexibility in mounting points and Unistrut-friendly construction, store staff can change signage quickly and safely.
- Can be used with multiple ceiling types, including grid, flat, and open.
- Compatible with EasyGlide™ Track and Butterfly™ Track.



Technical Information: Suspension Mounts available in clear anodized or white painted finishes. Custom colors available; minimum quantities will apply. Lengths available up to 125"; can be connected for longer lengths. When ordering, please specify grid, plaster, or open ceilings.



BUTTERFLY™ TRACK

The Butterfly Track system allows for ultimate versatility in sign placement.

- Moveable tracks allow for infinite sign display flexibility... side-to-side, and front-to-back.
- Ideal for window boxes where altering displays keeps it fresh.
- End caps provide a refined look.
- Sturdy design holds a wide range of graphics.

white powder coated

25-0028-W



clear anodized aluminum

25-0028-A



BUTTERFLY™ TRACK REPLACEMENT END CAPS

Silver or white - 2 End Caps are included with each track

06-5485




BUTTERFLY™ TRACK HANGERS

White - 2 End Caps are included with each cross bar

06-6065

Technical Information: Cross bar length will be determined by spacing between ceiling tracks. Stock finishes are clear anodized aluminum and white powder-coated aluminum. Custom colors also available; 10,000 ft. minimum and an up charge may apply. Upper tracks available at any length between 12" and 96". Lower tracks can be cut to any size between 10" and 28". Butterfly™ Track works with Butterfly™ Clips and Mighty Mite™ Anchors only. Cannot be used with Spider™ Anchors. Precise installation required. Hanging Hardware Kits are included with your order. Additional replacement hardware kits are sold separately.



EASYUP™ NEXT GENERATION MAGNETIC HANGING SYSTEM

- High-power neodymium magnets provide exceptional strength.
- Features both Anti-Gravity® technology and variable point capability.
- Works with standard grid, mini-grid and recessed grid.
- Can be used cross-grid to angle promotional graphics.
- Easy-to-use system without the need for a ladder.

EASYUP™ 360

- High-power neodymium magnets provide exceptional strength.
- Swivels 360 degrees to place your graphic at exactly the right viewpoint.
- Works with EasyUp™ 360 Pole for hanging without a ladder.
- Can be used cross-grid to angle promotional graphics.
- Can be used with graphic holders or with hooks and a hole-punched graphic, up to 36" wide.

Create your design.

Choose a rug type.

Play with texture.

Choose your colors.

Enjoy the results.

Made to order rugs



Luxury Rugs

SPIDER™ TRACK

25-0027

Simple solution for non-grid ceilings.

- Ideal for window displays and plasterboard ceilings.
- Shift, move, and replace displays in seconds.

Clear anodized aluminum or white painted for plaster or drywall ceilings. Includes mounting hardware. Custom colors available; minimum quantities may apply. Additional replacement kits available.



TILE DIVIDER & SUPER TILE DIVIDER

25-0027-W, 25-0031

Position signage anywhere, regardless of the location of your ceiling grids.

- Compatible with most standard ceiling grids.
- Installs in seconds with RoPole or by hand.
- New Super Tile Divider design allows you to cross multiple grids or a single grid in the long direction.

White painted aluminum to match most standard ceiling grids. Custom colors available; minimum quantities apply.



ADJUSTABLE CABLE SYSTEM

Adjustable cable systems that make multi-store rollouts a breeze.

- Send the same kit to each location — staff can set length in store.
- A full 30" of adjustability per ring — each wrap adjusts the cable by 3"
- Spider™ Rings are easily moved up and out of the line of sight.
- Signs always hang level.



Spider™ Ring
16-0018-R



Spider™ Ring
Centering Jacket
5RC-0017



Spider™ Ring &
Spider™ Ring
Centering Jacket
6RA-0031





With 60" of cable adjustable in approximately 3" increments, the new ZipLine makes it easy to change the height of your graphics whenever you need. Simply hold its release button to lengthen or shorten your cable – it's that easy. With its patented design, the ZipLine combines minimal visibility with intuitive usability.

NEW

ZIPLINE™

25-0042

- Cables adjust easily in approximately 3" increments, up to 60" in length.
- Twists onto grid by hand or with patented Zipline Pole to attach and reposition easily.
- Secure loop design ensures graphics are held safely.
- Use with hole-punched graphics to save money, or with graphic holders for a more upscale look.



With ZipLine Poles, your store staff can add and remove ZipLines in seconds without the need for a ladder.



The ZipLine Screw Mount allows you to adapt ZipLines for use on any plaster ceiling.

RoPOLE® INSTALLATION TOOL

- With a simple twist of the RoPole, anchors lock onto grid securing your display.
- Use with our popular Spider Anchors.



RoPOLE®

For Ceilings Up To

OneUp R010-SPOM	10'
OneUp R014-SPOM	14'
OneUp R018-SPOM	18'



BiCLOPS™

For Ceilings Up To

BiClops R010-SPOMBI	10'
BiClops R014-SPOMBI	14'
BiClops R018-SPOMBI	18'

SPIDER™ ANCHORS

Safe, strong, and simple ceiling anchors that can be hung without a ladder using our RoPole.

- Transparent ceiling anchors match any standard 1" grid.
- With a simple twist of the RoPole, anchors lock onto grid securing your display.
- Spider Anchors are also compatible with Spider Track and Tile Divider.



SOFTHOOK SPIDER™ ANCHOR

Clear - For use with RoPole to install hanging signs.

Compatible with cable and saucer and ball chain.

RAN-BASE-CC



ONEUP® SPIDER™ ANCHOR

Clear - Hangs signs perpendicular to grid or parallel when combined with OneUp clips on the sign holder. Works with clear locking hooks, display hooks and specialty hooks.

RAN-1UP



ONEUP® SPIDER™ ANCHOR (2 PIECES)

Clear - Hangs signs parallel, perpendicular or 45° to ceiling grid. Works with clear locking hooks, non-locking hooks, display hooks and specialty hooks.

RAN-1UP-2



SWIVEL SPIDER™ ANCHOR

Clear - Designed for use with the BiClops RoPole for 2-point installations.

Works with clear locking hooks, non-locking hooks, display hooks and specialty hooks.

RAN-1UP-2S

BUTTERFLY™ CLIPS & BUTTERFLY™ MOUNTS

Easy-on/easy-off ceiling anchors for any type of ceiling.

- Simply squeeze the “wings” together and attach to standard 1” grid or Butterfly Mount for a strong, secure hold.
- Use Butterfly Mounts to make non-grid ceilings compatible with Butterfly Clips. Available with Adhesive, Magnet or Screw Mounts.
- Attaches and detaches easily by hand.
- Off-white color matches most ceilings.



BUTTERFLY™ CLIP

With hole - For use with single-sided non-locking clear hooks.
25-0363-W



SCREW MOUNT

With 1” wood screw and 3” toggle bolt.
25-0367SM



BUTTERFLY™ CLIP

With hole - For use with cable and saucer and ball chain.
25-0364-W



MAGNETIC MOUNT

With high-power neodymium magnet.
25-0369MM



BUTTERFLY™ CLIP

With 1/2” ring - For use with hooks fitting into a 1/2” opening.
25-0365-W



ADHESIVE MOUNT

With 0.03” thick rubber-based foam adhesive. Ceiling must be clean, dry and oil-free. Use pressure for 30 seconds when applying. Before hanging signs, cure for 1 hour.
25-0368AM

MIGHTY MITES™

Big strength in a little package.

- Easy to attach and remove simply with your hand.
- Low profile disappears on your ceiling grid.
- Two versions available to work with a variety of cables and hooks.



MIGHTY MITE™ ANCHOR

Clear - for cable and saucer or ball chain.
RAN-MM-CC



MIGHTY MITE™ ANCHOR

Clear - with swiveling pin. For use with hooks in 2-point installations.
RAN-MM



fresh flowers



love you · thank you · happy everyday · hooray · you're amazing · bless
you're beautiful · thinking of you · oh baby · just because · happy annivers
sorry · happy birthday · let's make up · feel better · congratulations · w

SOFTHOOKS™

Multiple Cable and SoftHook options ensure you find the look you want.
Can be used with almost all of our sign holders and frames.



SAUCER & SAUCER

16-0018SS
6", 12", 18", 24", 36", 48", 60",
72", 96"




16 GAUGE JACK CHAIN

Galvanized steel -
Available in 100' spools
40-0028-16



LOOP & SAUCER

16-0018SL
6", 12", 18", 24", 36", 48", 60",
72", 96"



#10 BALL CHAIN

Available spooled or cut lengths
96-0302P
6", 24", 48"



SAUCER & CABLE

16-0018S
48", 60", 72", 96"



LOOP & LOOP

Uncoated
16-0018LL
6", 12", 18", 24", 36", 48", 60",
72", 96"



COATED & UNCOATED CABLE

Available in 100', 250' or 500' spools.
For use with Spider™ Rings.
16-0018C



BALL CHAIN CONNECTOR

Galvanized steel
96-0201



RING END COUPLING

Galvanized steel
96-0200

Additional cables available. Call for more information,
or visit our website at www.rosedisplays.com.

Ceiling, Grid, Specialty Anchors



SNAIL ADHESIVE DISK

White. For plaster or other solid ceilings. not for vertical surfaces. Can be installed with RoPole. Ceiling must be clean, dry and oil free. Use pressure for 30 seconds when applying. Before hanging signs, cure for one hour.

25-0026-W



FISH CLIP

Galvanized steel. For grid ceilings.

25-0360



V CLIP

Galvanized steel. For grid ceilings.

25-0394

Animal Magnets



CEILING SLUG

Galvanized steel. Only use with Monkey Magnets or Gorilla 15. Ceiling must be clean, dry and oil free. Use pressure for 30 seconds when applying. Before hanging signs, cure for one hour. 1 3/8" in diameter.

25-0024



MONKEY 5, 10, & 15 MAGNETS

White

25-0143



GORILLA 15, 25 & 45 MAGNETS

White. 1 3/8" in diameter.

12-0015

Note: For Gorilla Magnets, specify OneUp or Multi-Point application when ordering.

Note: Test all magnet applications for load bearing capacity.

Additional anchors and magnets available.

Call for more information, or visit our website at www.rosedisplays.com.

hooks

Display Hooks



JET WIRE

Galvanized steel. Starts at 6", stretches to 48".
17-JS20W



REGULAR HOOK

Galvanized steel.
25-0080
4", 6", 8", 10", 12", 16", 18", 20",
24", 28", 30", 32", 36", 40", 50",
60", 72"



INVISIBLE HOOK

Galvanized steel. Use to achieve
an invisible look.

25-0400

6", 10", 20", 30", 40"

Specialty Hooks



LARGE S HOOK

Galvanized steel. 1/8" wire. 1 3/4" high.
30-0795



C HOOK

Galvanized steel. 1/16" wire. 1/2" opening.
1 1/2" high.
25-0139

Clear Locking & Non-Locking Hooks



SINGLE LOCKING HOOKS

Clear. Use with RAN-1UP-2 and RAN-1UP-2S.
Connect Single Locking Hooks in a daisy chain
to achieve lengths over 18".

25-0100

6", 12", 18"

DOUBLE LOCKING HOOKS

Clear. Use with RAN-1UP and Butterfly Clip with Ring.

25-0200

6", 12", 18"



SINGLE & DOUBLE NON-LOCKING HOOKS

Clear. Use with Butterfly Clip with hole.
Connect in a Daisy Chain for lengths over 18"

25-0101

6", 12", 18"

Additional hooks available. Call for more information, or visit our website at www.rosedisplays.com.

Wall Mounts



WALL MOUNTING HANGER

Galvanized steel. One screw and two nails are included for mounting flexibility.
06-6067



BOTTOM WALL MOUNTING HANGER

Galvanized steel. One screw and two nails are included for mounting flexibility.
06-6069



SLATWALL HANGER

Galvanized steel
06-6068



SUPERSNAP™ WALL MOUNTING HANGER

Galvanized steel. For use with SuperSnap only.
06-6067S



SUPERSNAP™ SLATWALL HANGER

Galvanized steel. For use with SuperSnap only.
06-6068S



SNAPIN™ OFF-THE-WALL™ HANGER

Black or silver.
Pole can be any length between 3" and 12".
97-0472



PEGBOARD/SLATWALL GOTCHA® CLIP

Black. For use with Gotcha only.
06-5075



SNAPIN™ WALL HANGER

Silver. For use with Gotcha only.
06-6050-S



OFF-THE-WALL™ BRACKET

Black or silver.
Pole can be any length between 3" and 12".
Available with snap-in hangers.
97-0471



THINLINE™ WALL MOUNTING HANGER

Galvanized steel.
5SS-0011-S



NEWBURY™ WALL MOUNTING HANGER

Galvanized steel.
5SS-0009-S



THINLINE™ SLATWALL/PEGBOARD HANGER

Galvanized steel.
5SS-0012-S



NEWBURY™ SLATWALL/PEGBOARD HANGER

Galvanized steel.
5SS-0010-S

Standing Bases



ANOFRAME™ CENTER BASE


Compatible with round AnoFrames and miter-cut 3/16" AnoFrames. Black or silver.
97-0475



ANOFRAME™ SHOVEL BASE

Compatible with round AnoFrames and miter-cut 3/16" AnoFrames. Black or silver.
97-0476

Hanging Mounts



MULTI**CLIP**™

Black or clear
1UP-0101



CABLE CLIP

Black or clear
06-5050



QUICK**CLIP**™

Black, clear or silver
06-5045



GOTCHA® CLIP

Black or clear. For use with Gotcha only.
06-5066



ONEUP GOTCHA® CLIP

Black or clear. For use with Gotcha only.
1UP-5066



CABLE END CAP

Light grey. For use with most of our graphic holders.
Must be used with a cable stop no larger than 5/8" diameter
by 1/2" tall.
06-5565-G



ANOFRAME MULTISYSTEM™ DOUBLE RAIL CLIP

Black or silver. For use with AnoFrame MultiSystem only.
Purchase a pair for each hanging point.
06-5040



FREEDOMFRAME® HANGER CLIP

Black. For use with Back-to-Back FreedomFrame only.
06-5048-B

Window Mounts



WINDOW MOUNT

Clear with black or clear cap. Suction cups are
not recommended for heavy applications.
20-0038



SUCTION CUP WITH HOOK

Clear with nickel plated steel hook. Suction cups
are not recommended for heavy applications.
06-SC150H

Product Usage Chart



AnoSkin™
page 44

AnoPro™
page 45

AnoGotcha™ Plus
page 46

AnoGotcha™
page 48

AnoMate™
page 50

AnoQuick™
page 51

SuperSnap™
page 52

QuickGrip™
page 52

Gotcha®
page 53

EasyUp™
Next Generation
page 58

										
Graphic Thickness*	1/40 mm. 1 pt.	1/4 mm. 10 pt.	1/2 mm. 20 pt.	1 mm. 30 pt.	1 mm. 40 pt.	1 1/2 mm. 60 pt.	2 mm. 80 pt.	3 mm. 125 pt.	5 mm. 188 pt.	6 mm. 250 pt.
AnoSkin™	●	●	●	●	●	●	●			
AnoPro™	●	●	●	●	●	●				
AnoGotcha™ Plus	●	●	●	●	●	●	●			
AnoGotcha™	●	●	●	●	●	●	●			
AnoQuick™						○	○	○	●	
AnoMate™	●	●								
EasyUp™ Next Generation	●	●	●	●	●	●				
SuperSnap™	●	●	●	●	●	●				
EconoGrip™	●	●	●	●	●	●				
Gotcha®	●	●	●	●	●	●	●			
QuickGrip™		●	●	●	●	●				
Newbury™	●	●	●	●	●	●	●	●	●	●
Thinline™	●	●	●	●	●					
FreedomFrame®	●	●	●							
UltraFrame™ Next Generation	●	●	●	●	●					
EconoTrim™	●	●	●	●	●	●	●			
EconoFrame™			●	●	●	●	●	●		
AnoFrame™			●	●	●	●	●	●		
3/16" AnoFrame™ (mitered)			●	●	●	●	●	●	●	
3/16" AnoFrame™ (non-mitered)			●	●	●	●	●	●	●	

* Total thickness of graphic and substrate it is mounted to plus any protective laminate or varnish.










** Range determined by holder used.

● Works with.

● Refers to interior extrusion.

○ Must be used with AnoQuick Peg.



Finishes & Profiles									
	Black Plastic	White Plastic	Clear Plastic	Silver Plastic	Anodized Aluminum	Anodized Black	Round	Square	Beveled
AnoSkin™			●			●		●	
AnoPro™					●	●	●		
AnoGotcha Plus™	●		●	●	●	●		●	
AnoGotcha™	●		●	●	●	●	●	●	
AnoQuick™					●	●	●	●	
AnoMate™					●	●	●	●	
EasyUp™ Next Generation		●							
SuperSnap™	●		●	●			●		
EconoGrip™	●	●	●						
Gotcha®	●		●	●					
QuickGrip™	●		●	●			●		
Newbury™ Frame					●	●			●
Thinline™					●	●		●	
FreedomFrame®					●	●	●	●	
UltraFrame™ Next Generation	●			●			●		
EconoTrim™	●			●			●		
EconoFrame™	●			●			●		
AnoFrame™					●	●	●	●	
3/16" AnoFrame™ (mitered)					●	●	●	●	
3/16" AnoFrame™ (non-mitered)					●	●	●		

Newbury™ Collection
page 4

Thinline™
page 10

FreedomFrame®
page 12

AnoFrame™
page 14

3/16" AnoFrame™
(mitered corner)
page 14

3/16" AnoFrame™
(non-mitered corner)
page 14

UltraFrame™
Next Generation
page 28

EconoTrim™
page 30














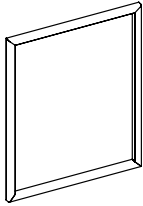

















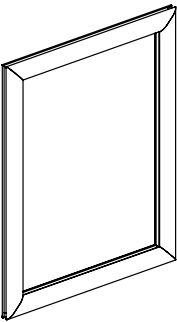















EconoFrame™
page 31

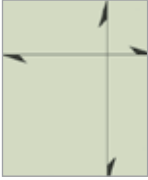









FRAMES

page 1

ALWAYS CUT TO YOUR EXACT SPECIFICATIONS

products	colors & profiles	hanging & mounting options	accessories
 <p>Newbury™ p 4</p>	<p>colors:  black or clear anodized aluminum</p> <p>profiles:  NC-HM1 Frame  NC-VM1 VersaMount  NC-SM1 SwivelMount  NC-S1 Stand  NC-HM MultiSystem (horizontal)  NC-VM MultiSystem (vertical)  NC-WP MultiSystem (window pane)</p>	 5SS-0009-S Newbury™ Frame Wall Hanger  5SS-0010-S Newbury™ Frame Pegboard/ Slatwall Hanger	 12-0306 .020 PETG Clear Liner  12-0310 .085 Styrene Backer Board
 <p>Thinline™ p 10</p>	<p>colors:  black or clear anodized aluminum</p> <p>profiles:  FA1-A clear anodized corner block  FA2-A clear anodized miter  FA1-B black anodized corner block  FA2-B black anodized miter</p>	 5SS-0011-S Thinline™ Frame Wall Hanger  5SS-0012-S Thinline™ Frame Pegboard/ Slatwall Hanger	 12-0306 .020 PETG Clear Liner
 <p>FreedomFrame® p 12</p>	<p>colors:  black or clear anodized aluminum</p> <p>profiles:  12FF100 round and square profile with miter cut corners  12FF200 round and square profile with non-miter cut corners  12FF102 back-to-back with miter cut corners  12FF202 back-to-back with non-miter cut corners  12FF300 do-it-yourself with non-miter cut corners</p>	 06-5048-B FreedomFrame Hanger Clip (for Back-to-Back FreedomFrame only)	 12-0306 .020 PETG Clear Liner
 <p>AnoFrame p 14</p>	<p>colors:  black or clear anodized aluminum</p> <p>profiles:  12AF100R round profile with miter cut corners  12AF100SQ square profile with miter cut corners</p>	 1UP-0101 MultiClip  06-5050 Cable Clip  20-0038 Window Mount  06-SC150H Suction Cup with hook  06-5045 QuickClip  06-6067 Wall Mounting Hanger  06-6069 Bottom Wall Mounting Hanger  06-6068 Slatwall Hanger  97-0471 Off the Wall™ Bracket	 12-0306 .020 PETG Clear Liner  12H100-B Panel Divider  12-0310 .085 Styrene Backer Board

technical information	substrates	live area calculator live area is the amount of graphic actually shown when placed in a frame.						
<p>colors:</p> <ul style="list-style-type: none"> stock finishes are black and clear anodized aluminum. Custom colors also available; 10,000ft. minimum and an up charge will apply. <p>notes:</p> <ul style="list-style-type: none"> maximum graphic size is 84" x 118". assembly required. We can assemble for an additional fee. Phillips head screwdriver required for assembly. poles for VersaMount and SwivelMount can be cut from 3" to 60". Pole sizing availability will vary per application. Pole for Stand can be cut from 5" to 60". 	<p>type:</p> <ul style="list-style-type: none"> semi-rigid to rigid <p>notes:</p> <ul style="list-style-type: none"> for thin substrates use .085 Styrene Backer Board or Clear Liners <p>maximum thickness:</p> <table border="1"> <thead> <tr> <th>inches</th> <th>millimeters</th> </tr> </thead> <tbody> <tr> <td>1/4"</td> <td>6 mm</td> </tr> </tbody> </table>	inches	millimeters	1/4"	6 mm	<p>When putting a graphic into the Newbury Collection, 1" margin is covered by the frame.</p> <div style="display: flex; justify-content: space-around;">   </div> <div style="display: flex; justify-content: space-around;"> <p>Graphic 8.5" x 11"</p> <p>Live Area 6.5" x 9"</p> </div>		
inches	millimeters							
1/4"	6 mm							
<p>colors:</p> <ul style="list-style-type: none"> stock finishes are black and clear anodized aluminum. Custom colors also available; 10,000ft. minimum and an up charge apply. Call for pricing. <p>notes:</p> <ul style="list-style-type: none"> maximum size is 48" x 96". minimum size is 8.5" x 8.5". can be purchased with pre-drilled holes for mounting directly to the wall. Wall hangers, peg/slatwall hanger, and adhesive also available. 	<p>type:</p> <ul style="list-style-type: none"> thin substrates only <p>maximum thickness:</p> <table border="1"> <thead> <tr> <th>inches</th> <th>millimeters</th> <th>points</th> </tr> </thead> <tbody> <tr> <td>1/32"</td> <td>1 mm</td> <td>40 pt.</td> </tr> </tbody> </table>	inches	millimeters	points	1/32"	1 mm	40 pt.	<p>When putting a graphic into a Thinline, 1/2" margin is covered by the frame.</p> <div style="display: flex; justify-content: space-around;">   </div> <div style="display: flex; justify-content: space-around;"> <p>Graphic 8.5" x 11"</p> <p>Live Area 7.5" x 10"</p> </div>
inches	millimeters	points						
1/32"	1 mm	40 pt.						
<p>loading:</p> <ul style="list-style-type: none"> front loading <p>colors:</p> <ul style="list-style-type: none"> all variations available in black or clear anodized aluminum with round or square profile <p>notes:</p> <ul style="list-style-type: none"> ships fully assembled, except for the DIY version each frame comes with hanging hardware 	<p>type:</p> <ul style="list-style-type: none"> thin substrates only <p>maximum thickness:</p> <table border="1"> <thead> <tr> <th>inches</th> <th>millimeters</th> <th>points</th> </tr> </thead> <tbody> <tr> <td>1/50"</td> <td>1/2 mm</td> <td>20 pt</td> </tr> </tbody> </table>	inches	millimeters	points	1/50"	1/2 mm	20 pt	<p>When putting a graphic into a FreedomFrame, a 1/2" margin is covered by the frame.</p> <div style="display: flex; justify-content: space-around;">   </div> <div style="display: flex; justify-content: space-around;"> <p>Graphic 8.5" x 11"</p> <p>Live Area 7.5" x 10"</p> </div>
inches	millimeters	points						
1/50"	1/2 mm	20 pt						
<p>loading:</p> <ul style="list-style-type: none"> top or side loading <p>colors:</p> <ul style="list-style-type: none"> custom colors and wood finishes available; minimum quantities apply <p>notes:</p> <ul style="list-style-type: none"> graphic size minimum is 5" x 5"; maximum is 48" x 96" 	<p>type:</p> <ul style="list-style-type: none"> semi-rigid to rigid <p>notes:</p> <ul style="list-style-type: none"> for thin substrates use .085 Styrene Backer Board or Clear Liners <p>maximum thickness:</p> <table border="1"> <thead> <tr> <th>inches</th> <th>millimeters</th> <th>points</th> </tr> </thead> <tbody> <tr> <td>1/8"</td> <td>3 mm</td> <td>125 pt.</td> </tr> </tbody> </table>	inches	millimeters	points	1/8"	3 mm	125 pt.	<p>When putting a graphic into an AnoFrame, a 5/8" margin is covered by the frame.</p> <div style="display: flex; justify-content: space-around;">   </div> <div style="display: flex; justify-content: space-around;"> <p>Graphic 8.5" x 11"</p> <p>Live Area 7.25" x 9.75"</p> </div>
inches	millimeters	points						
1/8"	3 mm	125 pt.						

*total thickness must reflect substrate, liners and any finish and/or lamination

*total thickness must reflect substrate, liners and any finish and/or lamination

*total thickness must reflect substrate, liners and any finish and/or lamination

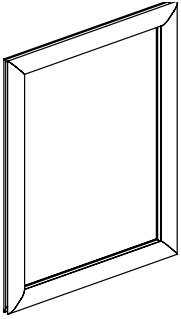
































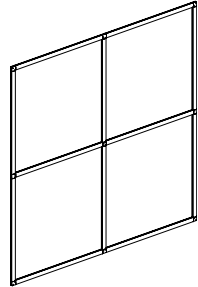









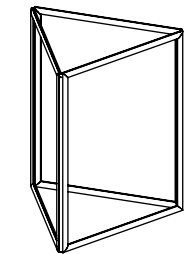




*total thickness must reflect substrate, liners and any finish and/or lamination






FRAMES

page 2

ALWAYS CUT TO YOUR EXACT SPECIFICATIONS

www.rosedisplays.com

products	colors & profiles	hanging & mounting options	accessories
 <p>3/16" AnoFrame p 14</p>	<p>colors:  black or clear anodized aluminum</p> <p>profiles:  12AF200R round profile with miter cut corners for 3/16" substrates  12AF200SQ square profile with miter cut corners for 3/16" substrates  14AM200 round profile with non-miter cut corners for 3/16" substrates</p>	 1UP-0101 MultiClip  06-5050 Cable Clip  20-0038 Window Mount  06-SC150H Suction Cup with hook  06-5045 QuickClip  06-6067 Wall Mounting Hanger  06-6069 Bottom Wall Mounting Hanger  06-6068 Slatwall Hanger	 12-0306 .020 PETG Clear Liner  12-0310 .085 Styrene Backer Board
 <p>AnoFrame SwivelMount™ and AnoFrame VersaMount™ p 18</p>	<p>colors:  black or clear anodized aluminum.</p> <p>profiles:  round profile with non-miter cut corners  round profile with miter cut corners</p>	<p>product number:</p>  15-0411 SwivelMount with magnet base  15-0421 SwivelMount with clamp base  15-0431 SwivelMount with weighted base  15-0441 SwivelMount with ceiling anchor  15-0451 SwivelMount with screw mount  15-0461 SwivelMount with Scissor Clip <p>product number:</p>  97-0411 VersaMount with magnet base  97-0421 VersaMount with clamp base  97-0431 VersaMount with weighted base  97-0441 VersaMount with ceiling anchor  97-0451 VersaMount with screw mount  97-0461 VersaMount with Scissor Clip	 12-0306 .020 PETG Clear Liner  12-0310 .085 Styrene Backer Board
 <p>AnoFrame MultiSystem™ p 20</p>	<p>colors:  black or clear anodized aluminum</p> <p>profiles:  14AM200 round profile with non-miter cut corners for 3/16" substrates</p>	 06-6067 Wall Mounting Hanger  06-6069 Bottom Wall Mounting Hanger  06-6068 Slatwall Hanger  06-5040 Double Rail Clip	 12-0306 .020 PETG Clear Liner  14-5000 Split Rail Stopper  12-0310 .085 Styrene Backer Board
 <p>AnoSkyBox™ p 24</p>	<p>colors:  black or clear anodized aluminum</p> <p>profiles:  12AS100R round profile with miter cut corners</p>		 12-0306 .020 PETG Clear Liner  12-0310 .085 Styrene Backer Board

technical information	substrates	live area calculator live area is the amount of graphic actually shown when placed in a frame.						
<p>loading:</p> <ul style="list-style-type: none"> top or side loading <p>colors:</p> <ul style="list-style-type: none"> custom colors and wood finishes available; minimum quantities apply <p>notes:</p> <ul style="list-style-type: none"> graphic size minimum is 5" x 5"; maximum is 48" x 96" 	<p>type:</p> <ul style="list-style-type: none"> semi-rigid to rigid <p>notes:</p> <ul style="list-style-type: none"> for thin substrates use .085 Styrene Backer Board or Clear Liners <p>maximum thickness:</p> <table border="1"> <thead> <tr> <th>inches</th> <th>millimeters</th> <th>points</th> </tr> </thead> <tbody> <tr> <td>3/16"</td> <td>5 mm</td> <td>187 pt.</td> </tr> </tbody> </table>	inches	millimeters	points	3/16"	5 mm	187 pt.	<p>When putting a graphic into a 3/16" AnoFrame, a 3/8" margin is covered by the frame.</p> <div style="display: flex; justify-content: space-around;">   </div> <p>Graphic 8.5" x 11" Live Area 7.75" x 10.25"</p>
inches	millimeters	points						
3/16"	5 mm	187 pt.						
<p>usage:</p> <ul style="list-style-type: none"> multiple poles may be needed for wider graphics maximum graphic size will vary with each application <p>colors:</p> <ul style="list-style-type: none"> custom colors and wood finishes available; minimum quantities apply all bases available in black, weighted base and screw base also available in silver 	<p>type:</p> <ul style="list-style-type: none"> semi-rigid to rigid <p>notes:</p> <ul style="list-style-type: none"> for thin substrates use .085 Styrene Backer Board or Clear Liners <p>maximum thickness*:</p> <table border="1"> <thead> <tr> <th>inches</th> <th>millimeters</th> <th>points</th> </tr> </thead> <tbody> <tr> <td>1/8"</td> <td>3 mm</td> <td>125 pt.</td> </tr> </tbody> </table>	inches	millimeters	points	1/8"	3 mm	125 pt.	<p>When putting a graphic into an AnoFrame SwivelMount and AnoFrame VersaMount, a 5/8" margin is covered by the frame.</p> <div style="display: flex; justify-content: space-around;">   </div> <p>Graphic 8.5" x 11" Live Area 7.25" x 9.75"</p> <p>*Note: when putting a graphic into a 3/16" AnoFrame, a 3/8" margin is covered by the frame</p>
inches	millimeters	points						
1/8"	3 mm	125 pt.						
<p>loading:</p> <ul style="list-style-type: none"> top or side loading panes <p>colors:</p> <ul style="list-style-type: none"> custom colors available; minimum quantities apply 	<p>type:</p> <ul style="list-style-type: none"> semi-rigid to rigid <p>notes:</p> <ul style="list-style-type: none"> for thin substrates use .085 Styrene Backer Board or Clear Liners <p>maximum thickness:</p> <table border="1"> <thead> <tr> <th>inches</th> <th>millimeters</th> <th>points</th> </tr> </thead> <tbody> <tr> <td>3/16"</td> <td>5 mm</td> <td>187 pt.</td> </tr> </tbody> </table>	inches	millimeters	points	3/16"	5 mm	187 pt.	<p>When putting a graphic into an AnoFrame MultiSystem, 3/8" margin is covered by the frame.</p> <div style="display: flex; justify-content: space-around;">   </div> <p>Graphic 8.5" x 11" Live Area 7.75" x 10.25"</p>
inches	millimeters	points						
3/16"	5 mm	187 pt.						
<p>loading:</p> <ul style="list-style-type: none"> top-loading <p>colors:</p> <ul style="list-style-type: none"> custom colors and wood finishes available; minimum quantities apply <p>notes:</p> <ul style="list-style-type: none"> graphic size maximum is 48" (w) x 96" (h) hanging hole is 1/8" in diameter and 1/2" from top of spine assembly required 	<p>type:</p> <ul style="list-style-type: none"> semi-rigid to rigid <p>notes:</p> <ul style="list-style-type: none"> for thin substrates use .085 Styrene Backer Board or Clear Liners <p>maximum thickness*:</p> <table border="1"> <thead> <tr> <th>inches</th> <th>millimeters</th> <th>points</th> </tr> </thead> <tbody> <tr> <td>1/8"</td> <td>3 mm</td> <td>125 pt.</td> </tr> </tbody> </table>	inches	millimeters	points	1/8"	3 mm	125 pt.	<p>When putting a graphic into an AnoSkyBox, a 5/8" margin is covered by the frame.</p> <div style="display: flex; justify-content: space-around;">   </div> <p>Graphic 8.5" x 11" Live Area 7.25" x 9.75"</p>
inches	millimeters	points						
1/8"	3 mm	125 pt.						

*total thickness must reflect substrate, liners and any finish and/or lamination

*3/16" AnoFrame maximum thickness is 3/16" or 187 pt.
**total thickness must reflect substrate, liners and any finish and/or lamination

*total thickness must reflect substrate, liners and any finish and/or lamination

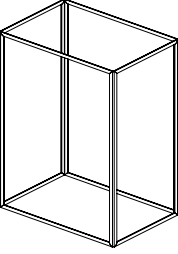



























*total thickness must reflect substrate, liners and any finish and/or lamination

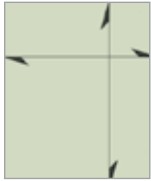

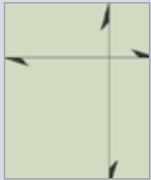

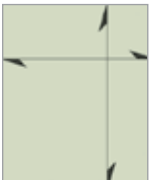



FRAMES

page 3

ALWAYS CUT TO YOUR EXACT SPECIFICATIONS

www.rosedisplays.com

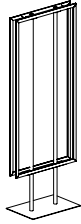

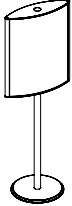



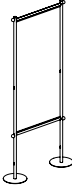







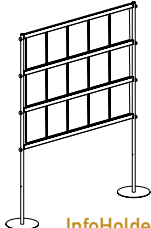















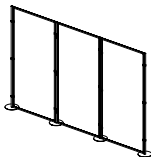




products	colors & profiles	hanging & mounting options	accessories
 <p>Side-Load AnoSkyBox™ p 24</p>	<p>colors:</p>  <p>black or clear anodized aluminum</p> <p>profiles:</p>  <p>12AS200R round profile with miter cut corners</p>  <p>12AS200SQ square profile with miter cut corners</p>	 <p>12-0306 .020 PETG Clear Liner</p>  <p>12-0310 .085 Styrene Backer Board</p>	
 <p>UltraFrame™ Next Generation p 28</p>	<p>colors:</p>  <p>black or silver plastic</p> <p>profiles:</p> <p>12UF200-B black</p> <p>12UF200-S silver</p>	<p>Hanging hardware included</p>	 <p>12-0306 .020 PETG Clear Liner</p>
 <p>EconoTrim™ p 30</p>	<p>colors:</p>  <p>black or silver plastic</p> <p>profiles:</p>  <p>12ET100 black or silver with mitered corners</p>  <p>12ET200 black or silver with rounded corners</p>	<p>Adhesive backing only</p>	 <p>12-0306 .020 PETG Clear Liner</p>
 <p>EconoFrame™ p 31</p>	<p>colors:</p>  <p>black or silver plastic</p> <p>profiles:</p>  <p>12EF100 black or silver with mitered corners</p>  <p>12EF200 black or silver with rounded corners</p>	 <p>1UP-0101 MultiClip</p>  <p>06-5050 Cable Clip</p>  <p>20-0038 Window Mount</p>  <p>06-SC150H Suction Cup with hook</p>  <p>06-5045 QuickClip</p>  <p>06-6067 Wall Mounting Hanger</p>  <p>06-6069 Bottom Wall Mounting Hanger</p>  <p>06-6068 Slatwall Hanger</p>	 <p>12-0306 .020 PETG Clear Liner</p>  <p>12-0310 .085 Styrene Backer Board</p>




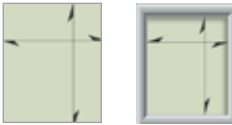

technical information	substrates	live area calculator live area is the amount of graphic actually shown when placed in a frame.						
<p>loading:</p> <ul style="list-style-type: none"> side-loading <p>colors:</p> <ul style="list-style-type: none"> custom colors and wood finishes available; minimum quantities apply <p>notes:</p> <ul style="list-style-type: none"> graphic size maximum is 96" (w) x 36" (h) assembly required 	<p>type:</p> <ul style="list-style-type: none"> semi-rigid to rigid <p>notes:</p> <ul style="list-style-type: none"> for thin substrates use .085 Styrene Backer Board or Clear Liners <p>maximum thickness*:</p> <table border="1"> <thead> <tr> <th>inches</th> <th>millimeters</th> <th>points</th> </tr> </thead> <tbody> <tr> <td>1/8"</td> <td>3 mm</td> <td>125 pt.</td> </tr> </tbody> </table> <p><small>*total thickness must reflect substrate, liners and any finish and/or lamination</small></p>	inches	millimeters	points	1/8"	3 mm	125 pt.	<p>When putting a graphic into a Side-Load AnoSkyBox, a 5/8" margin is covered by the frame.</p> <div style="display: flex; justify-content: space-around;">   </div> <p>Graphic 8.5" x 11" Live Area 7.25" x 9.75"</p>
inches	millimeters	points						
1/8"	3 mm	125 pt.						
<p>loading:</p> <ul style="list-style-type: none"> front loading <p>colors:</p> <ul style="list-style-type: none"> black is not recommended for areas receiving direct sunlight custom colors available; minimum quantities apply <p>notes:</p> <ul style="list-style-type: none"> graphic minimum is 8" x 8" graphic maximum is 60" x 99" <p>usage:</p> <ul style="list-style-type: none"> four points of hanging recommended ships fully assembled each frame comes with hanging hardware back-to-back version available 	<p>type:</p> <ul style="list-style-type: none"> thin substrates only <p>maximum thickness:</p> <table border="1"> <thead> <tr> <th>inches</th> <th>millimeters</th> <th>points</th> </tr> </thead> <tbody> <tr> <td>1/25"</td> <td>1 mm</td> <td>40 pt</td> </tr> </tbody> </table>	inches	millimeters	points	1/25"	1 mm	40 pt	<p>When putting a graphic into an UltraFrame a 1/2" margin is covered by the frame.</p> <div style="display: flex; justify-content: space-around;">   </div> <p>Graphic 8.5" x 11" Live Area 7.5" x 10"</p>
inches	millimeters	points						
1/25"	1 mm	40 pt						
<p>colors:</p> <ul style="list-style-type: none"> black or silver plastic. Custom colors also available; 10,000ft. minimum and an up charge apply. Call for pricing. black is not recommended for areas receiving direct sunlight <p>notes:</p> <ul style="list-style-type: none"> graphic minimum for miter cut frame is 5" x 5". Graphic minimum for rounded corner frame is 5.25" x 5.25". maximum length for loading side is 36" for miter or rounded corners. Maximum size for non-loading side is 120". assembly required. We can assemble for an additional fee. 	<p>type:</p> <ul style="list-style-type: none"> semi-rigid to rigid <p>notes:</p> <ul style="list-style-type: none"> for thin substrates use .085 Styrene Backer Board or Clear Liners <p>maximum thickness:</p> <table border="1"> <thead> <tr> <th>inches</th> <th>millimeters</th> <th>points</th> </tr> </thead> <tbody> <tr> <td>3/32"</td> <td>2 mm</td> <td>80 pt.</td> </tr> </tbody> </table>	inches	millimeters	points	3/32"	2 mm	80 pt.	<p>When putting a graphic into an EconoTrim, a 5/8" margin is covered by the frame.</p> <div style="display: flex; justify-content: space-around;">   </div> <p>Graphic 8.5" x 11" Live Area 7.25" x 9.75"</p>
inches	millimeters	points						
3/32"	2 mm	80 pt.						
<p>loading:</p> <ul style="list-style-type: none"> top or side loading <p>colors:</p> <ul style="list-style-type: none"> black is not recommended for areas receiving direct sunlight custom colors available; minimum quantities apply <p>notes:</p> <ul style="list-style-type: none"> graphic minimum is 5" x 5" graphic maximum is 24" x 36" <p>usage:</p> <ul style="list-style-type: none"> two points of hanging recommended 	<p>type:</p> <ul style="list-style-type: none"> semi-rigid to rigid <p>notes:</p> <ul style="list-style-type: none"> for thin substrates use .085 Styrene Backer Board or Clear Liners <p>maximum thickness:</p> <table border="1"> <thead> <tr> <th>inches</th> <th>millimeters</th> <th>points</th> </tr> </thead> <tbody> <tr> <td>1/8"</td> <td>3 mm</td> <td>125 pt.</td> </tr> </tbody> </table>	inches	millimeters	points	1/8"	3 mm	125 pt.	<p>When putting a graphic into an EconoFrame, a 5/8" margin is covered by the frame.</p> <div style="display: flex; justify-content: space-around;">   </div> <p>Graphic 8.5" x 11" Live Area 7.25" x 9.75"</p>
inches	millimeters	points						
1/8"	3 mm	125 pt.						

FLOOR STANDS

ALWAYS CUT TO YOUR EXACT SPECIFICATIONS

www.rosedisplays.com

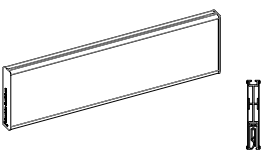





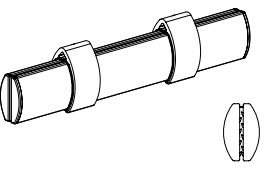



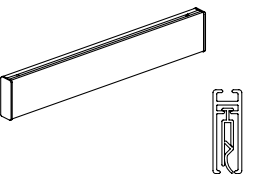









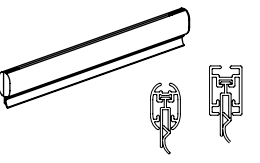












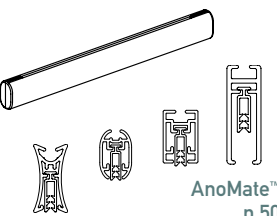
















products	colors & profiles	accessories
 <p>TwinStand™ page 32</p>	<p>colors:</p>  <p>clear anodized aluminum</p> <p>profiles:</p> <p>TS-12AF100 AnoFrame</p> <p>TS-14AM200R 3/16" AnoFrame</p> <p>TS-12EF100 EconoFrame</p> <p>97-0900 Stand only (If you already have our frames.)</p>	
 <p>Contour® Stand page 34</p>	<p>colors:</p>  <p>97-0700-ZX1A clear anodized aluminum with black details</p>	 <p>25-8501 Literature Basket</p>  <p>12-0306 .020 PETG Clear Liner</p>
 <p>AnoGotcha™ Stand page 36</p>	<p>colors:</p>  <p>black or clear anodized aluminum with black or silver details</p> <p>profiles:</p> <p>97-0300 AnoGotcha Stand</p> <p>97-0310 22" x 28" AnoGotcha Stand with Literature Basket.</p>	 <p>06-6100 AnoTopper Clip</p>  <p>12GW100-C Thin Graphic Adapter</p>  <p>97-0303 Round Knob</p>  <p>97-0303-AP/BP Puck Knob</p>
 <p>EconoStand™ page 37</p>	<p>colors:</p>  <p>black or clear anodized aluminum with black or silver details</p> <p>profiles:</p> <p>97-0200 EconoStand</p>	
 <p>InfoHolder™ System page 38</p>	<p>colors:</p>  <p>black or clear anodized aluminum</p> <p>profiles:</p> <p>97-0800 Stand Version</p> <p>97-0850 Wall Version</p>	 <p>97-0303 Round Knob</p>  <p>97-0303-AP/BP Puck Knob</p>  <p>06-5585-B Wall Replacement End Cap</p>  <p>06-5340 Stand Replacement End Cap black or silver</p>  <p>12-0304-085 Acrylic Panel, Portrait, 8.5" x 11", clear</p>  <p>12-0304-11 Acrylic Panel, Landscape, 11" x 8.5", clear</p>  <p>06-6081 AnoGotcha™ Plus Snap-In™ Wall Hanger, galvanized steel</p>
 <p>AnoKiosk™ page 40</p>	<p>colors:</p>  <p>black or clear anodized aluminum</p> <p>profiles:</p> <p>12AK100R round profile with miter cut corners</p>	 <p>12-0200 AnoFoot™</p>  <p>12-V100 Stacker Bar</p>  <p>12H100-B Panel Divider</p>  <p>12-0306 .020 PETG Clear Liner</p>  <p>12-0310 .085 Styrene Backer Board</p>
 <p>AnoFrame SnapOn System™ page 42</p>	<p>colors:</p>  <p>black or clear anodized aluminum</p> <p>profiles:</p> <p>13AS100 round profile with miter cut corners</p> <p>13AS200 black or clear only. round profile with non-miter cut corners for 3/16" substrates</p> <p>13AS200M black or clear only. round profile with miter cut corners for 3/16" substrates</p>	 <p>97-0603 Replacement SnapOn Clip</p>  <p>12-0310 .085 Styrene Backer Board</p>  <p>12-0306 .020 PETG Clear Liner</p>




technical information	substrates	live area calculator	comes with						
<p>notes:</p> <ul style="list-style-type: none"> Stock finish is clear anodized aluminum for stand components. Custom colors also available; 10,000ft. minimum and an up charge will apply. Call for pricing. Pole height is cut to size between 32" and 76". Additional sizes available; call for pricing. Standard unitary base is 12" x 18". Can be used with AnoFrame, 3/16" AnoFrame, AnoFrame MultiSystem, and EconoFrame. Tool-free assembly required. 	<p>type:</p> <ul style="list-style-type: none"> semi-rigid to rigid <p>notes:</p> <ul style="list-style-type: none"> for thin substrates use Clear Liners <p>maximum thickness:*</p> <table border="1"> <thead> <tr> <th>inches</th> <th>millimeters</th> <th>points</th> </tr> </thead> <tbody> <tr> <td>1/16"</td> <td>1 1/2 mm</td> <td>60 pt.</td> </tr> </tbody> </table> <p>*total thickness must reflect substrate, liners and any finish and/or lamination</p>	inches	millimeters	points	1/16"	1 1/2 mm	60 pt.	<p>live area will depend on frame being used. See AnoFrame™, 3/16" AnoFrame™ or EconoFrame™</p>	
inches	millimeters	points							
1/16"	1 1/2 mm	60 pt.							
<p>colors:</p> <ul style="list-style-type: none"> custom colors available; call for pricing. <p>notes:</p> <ul style="list-style-type: none"> stand is 66" tall - pole is 2" in diameter. 17" diameter base. 22" x 28" graphic size only. ships unassembled. 	<p>type:</p> <ul style="list-style-type: none"> semi-rigid to rigid <p>notes:</p> <ul style="list-style-type: none"> for thin substrates use Clear Liners <p>maximum thickness:*</p> <table border="1"> <thead> <tr> <th>inches</th> <th>millimeters</th> <th>points</th> </tr> </thead> <tbody> <tr> <td>1/16"</td> <td>1 1/2 mm</td> <td>60 pt.</td> </tr> </tbody> </table> <p>*total thickness must reflect substrate, liners and any finish and/or lamination</p>	inches	millimeters	points	1/16"	1 1/2 mm	60 pt.	<p>When putting a graphic into a Contour Stand, a 1/2" margin is covered by the side rails.</p>  <p>Graphic 22" x 28" Live Area 21" x 28"</p>	
inches	millimeters	points							
1/16"	1 1/2 mm	60 pt.							
<p>notes:</p> <ul style="list-style-type: none"> End Caps and pole tops are black only. 9" round bases and 68" pole lengths are standard. maximum graphic size is 66" (w) x 28", or 60" (h); call for custom sizes and pricing. literature holder is available for 22" x 28" model only. ships unassembled. 	<p>notes:</p> <ul style="list-style-type: none"> for thicker substrates up to 3/16", take gotcha insert out of aluminum rail use thin graphic adapters, included with stand, for graphics printed on thin or slick substrates <p>maximum thickness:*</p> <table border="1"> <thead> <tr> <th>inches</th> <th>millimeters</th> <th>points</th> </tr> </thead> <tbody> <tr> <td>3/32"</td> <td>2 mm</td> <td>80 pt.</td> </tr> </tbody> </table> <p>*total thickness must reflect substrate and any finish and/or lamination</p>	inches	millimeters	points	3/32"	2 mm	80 pt.		<ul style="list-style-type: none"> two AnoGotcha holders cut to your specific size, four knobs or pucks and two thin graphic adapters are included with each AnoGotcha Stand 
inches	millimeters	points							
3/32"	2 mm	80 pt.							
<p>notes:</p> <ul style="list-style-type: none"> 12" square bases are standard, available in black or silver. ships unassembled. 	<ul style="list-style-type: none"> a variety of holders and frames available - substrate is determined by your choice of holder and frame 		<ul style="list-style-type: none"> includes four pieces of any holder, cut to your exact specifications - frames and the AnoFrame MultiSystem are available at an additional cost 						
<p>colors:</p> <ul style="list-style-type: none"> stock finishes are black anodized or clear anodized aluminium with black or silver details. <p>notes:</p> <ul style="list-style-type: none"> For stand units, a minimum of 2 AnoGotcha Plus rails are required; maximum of 5 rails per system. 11" round bases are standard. 13" bases with stands wider than 96". Width will vary by application. Maximum width is 121". 	<p>type:</p> <ul style="list-style-type: none"> thin card stock <p>maximum thickness:*</p> <table border="1"> <thead> <tr> <th>inches</th> <th>millimeters</th> <th>points</th> </tr> </thead> <tbody> <tr> <td>1/50"</td> <td>1/2 mm</td> <td>20 pt.</td> </tr> </tbody> </table> <p>*total thickness must reflect substrate and any finish and/or lamination</p>	inches	millimeters	points	1/50"	1/2 mm	20 pt.		
inches	millimeters	points							
1/50"	1/2 mm	20 pt.							
<p>colors:</p> <ul style="list-style-type: none"> custom colors and wood finishes available; minimum quantities apply - call for pricing. <p>notes:</p> <ul style="list-style-type: none"> maximum graphic size is 48" (w) x 96" (h). ships unassembled. 	<p>type:</p> <ul style="list-style-type: none"> semi-rigid to rigid <p>notes:</p> <ul style="list-style-type: none"> for thin substrates use .085 Styrene Backer Board or Clear Liners <p>maximum thickness:*</p> <table border="1"> <thead> <tr> <th>inches</th> <th>millimeters</th> <th>points</th> </tr> </thead> <tbody> <tr> <td>1/8"</td> <td>3 mm</td> <td>125 pt.</td> </tr> </tbody> </table> <p>*total thickness must reflect substrate and any finish and/or lamination</p>	inches	millimeters	points	1/8"	3 mm	125 pt.	<p>When putting a graphic into an AnoKiosk, a 5/8" margin is covered by the frame.</p>  <p>Graphic 8.5" x 11" Live Area 7.25" x 9.75"</p>	
inches	millimeters	points							
1/8"	3 mm	125 pt.							
<p>notes:</p> <ul style="list-style-type: none"> 9" bases are standard larger bases may be required for some applications ships unassembled 	<p>type:</p> <ul style="list-style-type: none"> semi-rigid to rigid <p>notes:</p> <ul style="list-style-type: none"> for thin substrates use .085 Styrene Backer Board or Clear Liners <p>maximum thickness:*</p> <table border="1"> <thead> <tr> <th>inches</th> <th>millimeters</th> <th>points</th> </tr> </thead> <tbody> <tr> <td>1/8"</td> <td>3 mm</td> <td>125 pt.</td> </tr> </tbody> </table> <p>*3/16" AnoFrame maximum thickness is 3/16" or 187 pt. **total thickness must reflect substrate and any finish and/or lamination</p>	inches	millimeters	points	1/8"	3 mm	125 pt.	<p>When putting a graphic into an AnoFrame, a 5/8" margin is covered by the frame.</p>  <p>Graphic 8.5" x 11" Live Area 7.25" x 9.75"</p> <p>*Note: when putting a graphic into a 3/16" AnoFrame, a 3/8" margin is covered by the frame</p>	<p>SnapOn Clips</p> 
inches	millimeters	points							
1/8"	3 mm	125 pt.							


GRAPHIC HOLDERS

page 1

ALWAYS CUT TO YOUR EXACT SPECIFICATIONS

products	colors & profiles	hanging & mounting options	accessories
 <p>AnoSkin™ p 44</p>	<p>colors:</p>  <p>black anodized aluminum</p> <p>profiles:</p> <p>HA-0210-B</p>	 1UP-0101 MultiClip  06-5050 Cable Clip  06-5045 QuickClip	 06-5585-B Replacement End Caps
 <p>AnoPro™ p 45</p>	<p>colors:</p>  <p>black or clear anodized aluminum</p> <p>profiles:</p> <p>12AP400-R round profile</p>	 06-5020 AnoPro Clip  12APL Replacement AnoPro Clip Liners	
 <p>AnoGotcha™ Plus p 46</p>	<p>colors:</p>  <p>black or clear anodized aluminum</p> <p>profiles:</p> <p>12AG500SQ square profile</p>	 1UP-0101 MultiClip  06-5050 Cable Clip  20-0038 Window Mount  06-SC150H Suction Cup with hook  06-5045 QuickClip  06-6067 Wall Mounting Hanger  06-6068 Slatwall Hanger	 06-5585-B Square Replacement End Cap for AnoGotcha Plus
 <p>AnoGotcha™ p 48</p>	<p>colors:</p>  <p>black or clear anodized aluminum</p> <p>profiles:</p> <p>12AG400R round profile 12AG400SQ square profile</p>	 1UP-0101 MultiClip  06-5050 Cable Clip  20-0038 Window Mount  06-SC150H Suction Cup with hook  06-5045 QuickClip  06-6067 Wall Mounting Hanger  06-6068 Slatwall Hanger  06-5565-G Cable End Cap	 06-5525 Round Replacement End Caps  06-5545 Square Replacement End Caps  06-2930 AnoConnectors™
 <p>AnoMate™ p 50</p>	<p>colors:</p>  <p>black or clear anodized aluminum</p> <p>profiles:</p> <p>12AL100R round profile 12AL100SQ square profile 12AL500SQ plus profile 12AL100CCV concave profile</p>	 1UP-0101 MultiClip  06-5050 Cable Clip  06-5045 QuickClip  06-6067 Wall Mounting Hanger  06-SC150H Suction Cup with hook  20-0038 Window Mount  06-6068 Slatwall Hanger  06-6050-S Snap-In Wall Hanger  97-0472 Snap-In Off-The-Wall™ Hanger	 06-5525 Round Replacement End Caps  06-5545 Square Replacement End Caps  06-2930 AnoConnectors™  06-5555 Concave Replacement End Caps  06-5585 Plus Replacement End Caps  12SC500 ULTRA-MATE SC2® Rolls

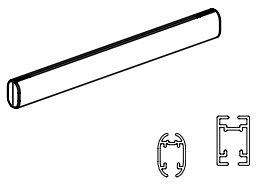













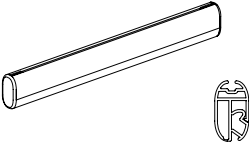











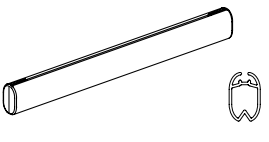







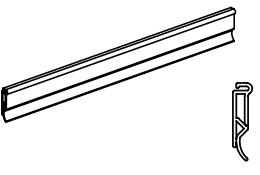






technical information	substrates						
<p>colors:</p> <ul style="list-style-type: none"> AnoSkin Shell; stock finish is black anodized aluminum; custom colors available; 10,000 ft minimum and an up charge will apply Gotcha Insert; stock finish is clear plastic; custom colors available; 10,000 ft minimum and an up charge will apply <p>usage:</p> <ul style="list-style-type: none"> graphic channel on holder can hold graphics 3" in height and up to .030" thick 	<p>maximum thickness:</p> <table border="1"> <thead> <tr> <th>inches</th> <th>millimeters</th> <th>points</th> </tr> </thead> <tbody> <tr> <td>3/32"</td> <td>2 mm</td> <td>80 pt.</td> </tr> </tbody> </table> <p><i>*total thickness must reflect substrate, liners and any finish and/or lamination</i></p>	inches	millimeters	points	3/32"	2 mm	80 pt.
inches	millimeters	points					
3/32"	2 mm	80 pt.					
<p>colors:</p> <ul style="list-style-type: none"> custom colors and wood finishes available; minimum quantities apply <p>usage:</p> <ul style="list-style-type: none"> AnoPro cannot be used with fabric graphics only compatible with AnoPro Clips and Cable and Saucer for graphics less than 48", use 2 AnoPro Clips for graphics between 48" and 95", use 3 AnoPro Clips for graphics over 95", use 4 AnoPro Clips AnoPro Clips must be used on top and bottom holder 	<p>maximum thickness:</p> <table border="1"> <thead> <tr> <th>inches</th> <th>millimeters</th> <th>points</th> </tr> </thead> <tbody> <tr> <td>1/16"</td> <td>1 1/2 mm</td> <td>60 pt.</td> </tr> </tbody> </table> <p><i>*total thickness must reflect substrate, liners and any finish and/or lamination</i></p>	inches	millimeters	points	1/16"	1 1/2 mm	60 pt.
inches	millimeters	points					
1/16"	1 1/2 mm	60 pt.					
<p>colors:</p> <ul style="list-style-type: none"> custom colors and wood finishes available; minimum quantities apply Gotcha insert: black or clear <p>notes:</p> <ul style="list-style-type: none"> two End Caps are included with each holder available with eco-friendly EcoGotcha - call for more information 	<p>maximum thickness:</p> <table border="1"> <thead> <tr> <th>inches</th> <th>millimeters</th> <th>points</th> </tr> </thead> <tbody> <tr> <td>3/32"</td> <td>2 mm</td> <td>80 pt.</td> </tr> </tbody> </table> <p><i>*total thickness must reflect substrate, liners and any finish and/or lamination</i></p>	inches	millimeters	points	3/32"	2 mm	80 pt.
inches	millimeters	points					
3/32"	2 mm	80 pt.					
<p>colors:</p> <ul style="list-style-type: none"> custom colors and wood finishes available; minimum quantities apply Slim insert: black or clear <p>usage:</p> <ul style="list-style-type: none"> use the AnoConnector to connect multiple holders two End Caps are included with each holder available with eco-friendly EcoGotcha - call for more information 	<p>maximum thickness:</p> <table border="1"> <thead> <tr> <th>inches</th> <th>millimeters</th> <th>points</th> </tr> </thead> <tbody> <tr> <td>3/32"</td> <td>2 mm</td> <td>80 pt.</td> </tr> </tbody> </table> <p><i>*total thickness must reflect substrate, liners and any finish and/or lamination</i></p>	inches	millimeters	points	3/32"	2 mm	80 pt.
inches	millimeters	points					
3/32"	2 mm	80 pt.					
<p>colors:</p> <ul style="list-style-type: none"> custom colors and wood finishes available <p>usage:</p> <ul style="list-style-type: none"> two End Caps are included with each holder different accessories may be needed for Plus and Concave profiles ULTRA-MATE SC2[®] is applied to the graphic by the printer prior to store delivery. ULTRA-MATE SC2[®] may not stick to certain types of polyester fabric. For these materials, ULTRA-MATE SC2[®] without adhesive will need to be sewed on by the printer. 	<ul style="list-style-type: none"> AnoMate is for thinner fabric substrates, such as sheer, satin or denim light. Fabric should be no thicker than .030". 						

 Eco-friendly version available. Call for details.

GRAPHIC HOLDERS

page 2

ALWAYS CUT TO YOUR EXACT SPECIFICATIONS

products	colors & profiles	hanging & mounting options	accessories
 <p>AnoQuick™ p 51</p>	<p>colors:</p>  <p>black or clear anodized aluminum</p> <p>profiles:</p> <p>12A300R round profile 12A300SQ square profile</p>	 1UP-0101 MultiClip  06-5050 Cable Clip  20-0038 Window Mount  06-SC150H Suction Cup with hook  06-5045 QuickClip  06-6067 Wall Mounting Hanger  06-6068 Slatwall Hanger	 06-5525 Round Replacement End Caps  06-5545 Square Replacement End Caps  06-2930 AnoConnectors™  06-1920 AnoQuick™ Peg in white plastic  06-1921 AnoQuick™ Peg in aluminum (resusable)
 <p>SuperSnap™ p 52</p>	<p>colors:</p>  <p>black, clear or silver plastic</p> <p>profiles:</p> <p>12S300-B black plastic 12S300-C clear plastic 12S300-S silver plastic</p>	 1UP-0101 MultiClip  06-5050 Cable Clip  06-5045 QuickClip  20-0038 Window Mount  06-SC150H Suction Cup with hook  06-6068S Slatwall Hanger  06-6067S Wall Mounting Hanger	 06-5475 Round Replacement End Caps  97-0304-06 6" Threaded Rod  06-2930 AnoConnectors™
 <p>QuickGrip™ p 52</p>	<p>colors:</p>  <p>black, clear or silver plastic</p> <p>profiles:</p> <p>120500-B black plastic 120500-C clear plastic 120500-S silver plastic</p>	 1UP-0101 MultiClip  06-5050 Cable Clip  06-5045 QuickClip  20-0038 Window Mount  06-SC150H Suction Cup with hook	 06-5525 Round Replacement End Caps
 <p>Gotcha® p 53</p>	<p>colors:</p>  <p>black, clear or silver plastic</p> <p>profiles:</p> <p>12G100-B black plastic 12G100-C clear plastic 12G100-S silver plastic 12G100NRT Gotcha with adhesive</p>	 20-0038 Window Mount  1UP-5066 OneUp Gotcha® Clip  06-5075 Pegboard/Slatwall Gotcha® clip  06-SC150H Suction Cup with hook  06-5066 Gotcha® clip	

technical information	substrates															
<p>colors:</p> <ul style="list-style-type: none"> ■ custom colors and wood finishes available; minimum quantities apply <p>usage:</p> <ul style="list-style-type: none"> ■ AnoQuick presses easily onto 3/16" foamboard ■ use the AnoConnector to connect multiple holders ■ for rigid substrates, use with AnoQuick Peg ■ for pocketed banners, dowels are available ■ two End Caps are included with each holder 	<p>minimum thickness:</p> <table border="1"> <thead> <tr> <th>inches</th> <th>millimeters</th> <th>points</th> </tr> </thead> <tbody> <tr> <td>1/16"</td> <td>1 1/2 mm</td> <td>60 pt.</td> </tr> <tr> <td>1/8"</td> <td>3 mm</td> <td>125 pt.</td> </tr> </tbody> </table> <p>maximum thickness:</p> <table border="1"> <thead> <tr> <th>inches</th> <th>millimeters</th> <th>points</th> </tr> </thead> <tbody> <tr> <td>3/16"</td> <td>5 mm</td> <td>188 pt.</td> </tr> </tbody> </table> <p><i>3/16" thickness requires the use of the AnoQuick Peg. For use with round profile only.</i></p>  <p><small>*total thickness must reflect substrate, liners and any finish and/or lamination</small></p>	inches	millimeters	points	1/16"	1 1/2 mm	60 pt.	1/8"	3 mm	125 pt.	inches	millimeters	points	3/16"	5 mm	188 pt.
inches	millimeters	points														
1/16"	1 1/2 mm	60 pt.														
1/8"	3 mm	125 pt.														
inches	millimeters	points														
3/16"	5 mm	188 pt.														
<p>colors:</p> <ul style="list-style-type: none"> ■ custom colors available, minimum quantities apply ■ black SuperSnap is not recommended for areas in direct sunlight <p>usage:</p> <ul style="list-style-type: none"> ■ place hanging points 1/3 to 1/4 of the way in from the ends of the holder to avoid bowing ■ two End Caps are included with each holder 	<p>maximum thickness:</p> <table border="1"> <thead> <tr> <th>inches</th> <th>millimeters</th> <th>points</th> </tr> </thead> <tbody> <tr> <td>1/16"</td> <td>1 1/2 mm</td> <td>60 pt.</td> </tr> </tbody> </table> <p><small>*total thickness must reflect substrate, liners and any finish and/or lamination</small></p>	inches	millimeters	points	1/16"	1 1/2 mm	60 pt.									
inches	millimeters	points														
1/16"	1 1/2 mm	60 pt.														
<p>colors:</p> <ul style="list-style-type: none"> ■ black QuickGrip is not recommended for areas in direct sunlight ■ custom colors available, minimum quantities apply <p>usage:</p> <ul style="list-style-type: none"> ■ place hanging points 1/3 to 1/4 of the way in from the ends of the holder to avoid bowing ■ two End Caps are included with each order 	<p>maximum thickness:</p> <table border="1"> <thead> <tr> <th>inches</th> <th>millimeters</th> <th>points</th> </tr> </thead> <tbody> <tr> <td>1/16"</td> <td>1 1/2 mm</td> <td>60 pt.</td> </tr> </tbody> </table> <p><small>*total thickness must reflect substrate, liners and any finish and/or lamination</small></p>	inches	millimeters	points	1/16"	1 1/2 mm	60 pt.									
inches	millimeters	points														
1/16"	1 1/2 mm	60 pt.														
<p>colors:</p> <ul style="list-style-type: none"> ■ black Gotcha is not recommended for areas in direct sunlight ■ custom colors available, minimum quantities apply <p>usage:</p> <ul style="list-style-type: none"> ■ place hanging points 1/3 to 1/4 of the way in from the ends of the holder to avoid bowing ■ maximum width for a OneUp application is 36" ■ available with eco-friendly EcoGotcha - call for more information 	<p>maximum thickness:</p> <table border="1"> <thead> <tr> <th>inches</th> <th>millimeters</th> <th>points</th> </tr> </thead> <tbody> <tr> <td>3/32"</td> <td>2 mm</td> <td>80 pt.</td> </tr> </tbody> </table> <p><small>*total thickness must reflect substrate, liners and any finish and/or lamination</small></p>	inches	millimeters	points	3/32"	2 mm	80 pt.									
inches	millimeters	points														
3/32"	2 mm	80 pt.														



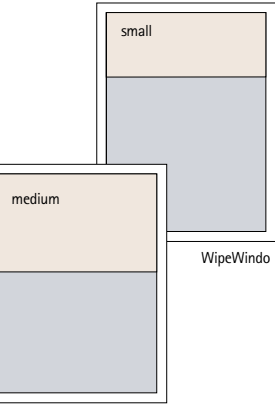
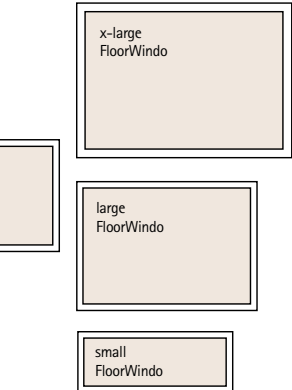
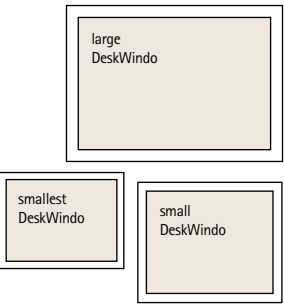
Iedere zaterdag 25% korting
op een getu-naar keuze!

Iedere zaterdag 25% korting
op een getu-naar keuze!

VERSACE

drogisterij & Parfumerie

FLOOR & COUNTER MATS

products	item sizes & numbers	technical information	substrates						
 <p>WipeWindo</p> <p>WipeWindo® Pro K p 54</p>	<p>75-WW4A4NGPK WipeWindo with small FloorWindo outer dimensions: 36 1/4" x 58 5/8" graphic size: 33 1/16" x 11 1/16"</p> <p>75-WWA1NGPK WipeWindo with medium FloorWindo outer dimensions: 36 1/4" x 84 1/2" graphic size: 33 1/16" x 23 3/8"</p>	<p>colors:</p> <ul style="list-style-type: none"> stock base color is gray custom colors available, minimum quantities apply <p>notes:</p> <ul style="list-style-type: none"> base/rim material is made of polypropylene and polypropylene-based elastomer windo material is PETG 	<p>maximum thickness:</p> <table border="1"> <thead> <tr> <th>inches</th> <th>millimeters</th> <th>points</th> </tr> </thead> <tbody> <tr> <td>1/100"</td> <td>1/4 mm</td> <td>10 pt.</td> </tr> </tbody> </table> <p><small>*total thickness must reflect substrate, liners and any finish and/or lamination</small></p>	inches	millimeters	points	1/100"	1/4 mm	10 pt.
inches	millimeters	points							
1/100"	1/4 mm	10 pt.							
 <p>FloorWindo® p 55</p>	<p>75-A0 x-large FloorWindo outer dimensions: 49 1/4" x 35 9/16" graphic size: 46 3/4" x 33 1/16"</p> <p>75-A1NG and 75-A1FW5CG medium FloorWindo outer dimensions: 35 3/4" x 25 15/16" graphic size: 33 1/16" x 23 3/8"</p> <p>75-4A4NG small FloorWindo outer dimensions: 35 3/4" x 13 7/8" graphic size: 33 1/16" x 11 11/16"</p> <p>75-B1 large FloorWindo outer dimensions: 41 7/8" x 30 5/16" graphic size: 39 5/16" x 27 13/16"</p>	<p>colors:</p> <ul style="list-style-type: none"> stock base color is gray custom colors available, minimum quantities apply <p>notes:</p> <ul style="list-style-type: none"> base/rim material is made of polypropylene and polypropylene-based elastomer windo material is polycarbonate or PETG <p>usage:</p> <ul style="list-style-type: none"> some very flexible substrates may be difficult to insert into the side-load desk/floor windo products - test before a large rollout 	<p>maximum thickness:</p> <table border="1"> <thead> <tr> <th>inches</th> <th>millimeters</th> <th>points</th> </tr> </thead> <tbody> <tr> <td>1/100"</td> <td>1/4 mm</td> <td>10 pt.</td> </tr> </tbody> </table> <p><small>*total thickness must reflect substrate, liners and any finish and/or lamination</small></p>	inches	millimeters	points	1/100"	1/4 mm	10 pt.
inches	millimeters	points							
1/100"	1/4 mm	10 pt.							
 <p>DeskWindo® p 55</p>	<p>75-A3PC large top-load DeskWindo outer dimensions: 17 11/16" x 12 7/8" graphic size: 16 1/2" x 11 11/16"</p> <p>75-A3PP and 75-A3PP-5 large side-load DeskWindo outer dimensions: 17 11/16" x 12 7/8" graphic size: 16 1/2" x 11 11/16"</p> <p>75-A4PC small top-load DeskWindo outer dimensions: 13" x 9 9/16" graphic size: 11 11/16" x 8 1/4"</p> <p>75-A4PP small side-load DeskWindo outer dimensions: 13" x 9 9/16" graphic size: 11 11/16" x 8 1/4"</p> <p>75-85PP smallest side-load DeskWindo outer dimensions: 9 3/4" x 12 1/4" graphic size: 8 1/2" x 11"</p>	<p>colors:</p> <ul style="list-style-type: none"> stock base color is gray custom colors available, minimum quantities apply <p>notes:</p> <ul style="list-style-type: none"> base/rim material is made of polypropylene and polypropylene-based elastomer windo material is polycarbonate or polypropylene <p>usage:</p> <ul style="list-style-type: none"> some very flexible substrates may be difficult to insert into the side-load desk/floor windo products - test before a large rollout 	<p>maximum thickness:</p> <table border="1"> <thead> <tr> <th>inches</th> <th>millimeters</th> <th>points</th> </tr> </thead> <tbody> <tr> <td>1/100"</td> <td>1/4 mm</td> <td>10 pt.</td> </tr> </tbody> </table> <p><small>*total thickness must reflect substrate, liners and any finish and/or lamination</small></p>	inches	millimeters	points	1/100"	1/4 mm	10 pt.
inches	millimeters	points							
1/100"	1/4 mm	10 pt.							

TO ORDER SIGNWARE, PHONE, FAX OR E-MAIL YOUR SIGNWARE REQUEST TO:

Phone: 800-631-9707
or 978-219-8100 for international calls
Fax: 800-560-2890
or 978-825-0096 for international faxes
E-mail: signware@rosedisplays.com
Website: www.rosedisplays.com

SHIPPING

We have negotiated favorable terms with UPS and Federal Express and can use a variety of other services to meet your delivery requirements.

CONDITIONS

Please test your application thoroughly before a large rollout.

PAYMENT

With credit accounts, net is due 30 days after date of invoice. Rose Displays, Ltd. recommends using MasterCard, Visa, American Express, or Discover for orders under \$500.

PRICES

Prices are subject to change without notice. Please call us for most accurate pricing.

HANDLING CHARGES

Rose Displays, Ltd. gladly accepts orders of any size, and a \$15 handling charge is added to all orders under \$100.

DELIVERY/FREIGHT

All shipments are FOB Plant (Salem, MA), and customers are responsible for all freight charges. Customer is responsible for submitting claim against shipping company for any damaged product if shipped 3rd party or collect.

NOTIFICATION OF MISSING PRODUCT/DEFECTS

Please inspect the contents of your order for damaged or missing pieces immediately upon arrival. Rose Displays, Ltd. guarantees all of its products, and will gladly replace defective merchandise and/or missing pieces. Customer must notify Rose Displays, Ltd. of any missing pieces or product defects within 30 days of ship date from our facility including shipments made to distribution centers. Otherwise, the order is considered complete and in good condition.

RETURNS

Returns will not be accepted without prior authorization from Rose Displays, Ltd. You must obtain a returned merchandise authorization number (RMA) by calling us and specifying: what item is being returned, your original PO number, our invoice number, and the reason for the return. The RMA number must appear on each shipping container and all paperwork accompanying the return. Please choose proper packaging to protect the merchandise when shipping the merchandise back to Rose Displays, Ltd. Most stock items may be returned up to 60 days from the date of invoice (ship date) if product is in re-sellable condition as determined by Rose Displays, Ltd. Due to the labor and production time to restock a product, a 25% restocking fee will be charged for all stock items as well as all kitted products and solutions. Kitting, labor, drop ship and packaging charges are non-refundable. Non-standard sizes, assembled items, and items made from non-stock components are generally non-returnable. A 50% restocking fee will be charged for these items if deemed returnable by Rose Displays, Ltd. Return freight charges are not allowed, unless otherwise agreed upon. No returns will be allowed on any items that have been marked, used, or altered in any way.

Products that are non-returnable include:

- AnoKiosk™
- AnoScreen™
- AnoSkyBox™
- Side-Load AnoSkyBox™
- AnoFrame SnapOn System™
- AnoFrame™
- AnoFrame MultiSystem™
- AnoFrame SwivelMount™ and AnoFrame VersaMount™
- EconoTrim™
- EconoFrame™
- FloorWindo®, DeskWindo®, and WipeWindo® Pro K that have been used in application.
- FreedomFrame®
- Thinline™
- TwinStand™
- UltraFrame™
- Ultra-Mate SC2® (partial rolls)
- Custom Products

Thank you for your attention to these policies. We hope that with these policies conveyed, we will be better able to serve all of our customers and have a mutually satisfying relationship.

Spider & Omni Heads, OneUp®, Gotcha®, Clear Locking Hooks, Rail-Free Gotcha®, AnoGotcha™, FloorWindo®, UltraFrame™ NG, FreedomFrame®, Butterfly™ Clip, Spider™ Ring, ZipLine™, Butterfly™ Clip (Ring), Butterfly™ Clip (Hook), Butterfly™ Clip (Cable), Contour® Stand, AnoPro™, Butterfly™ Track, EasyUp™ NG Pole, Concave AnoGotcha™, EasyUp™ NG Anchor, and AnoMate™ are patented products of Rose Displays, Ltd. EasyUp™ 360, EasyGlide™ Track System, Spider™ Ring Jacket, Thinline™, Newbury™ Collection, Suspension Mounts, and AnoSkin are patent-pending products of Rose Displays, Ltd.

Ano®, OneUp®, Gotcha®, Contour® Stand, RoPole®, Anti-Gravity®, FreedomFrame® and The Perfect Hanging System® are registered trademarks of Rose Displays, Ltd. All other products marked ™ are unregistered trademarks of Rose Displays, Ltd. FloorWindo®, WipeWindo® and DeskWindo® are registered trademarks of Windo® Displays. ULTRA-MATE SC2® is a registered trademark of Velcro USA.

Rose Displays, Ltd. Products are protected under the following patent numbers and other patents pending: 5,267,764, 5,499,789, 5,718,402, 6,036,153, 6,467,742, 6,546,658, 6,615,526, 6,022,599, 6,678,982, 6,880,280, 7,065,912, 7,076,889, 7,229,043, D563,773, D563,780, D564,871, D565,944, 7,370,448, 7,373,748, 7,520,080, 7,562,849, 7,610,706, 7,654,026, 7,673,409, 7,712,239, 7,722,100, D617,845, 7,743,541, 7,823,311.



35 Congress Street | Salem | MA | 01970

PRESORTED BOUND
PRINTED MATTER
U.S. POSTAGE
PAID
BOSTON MA
PERMIT NO. 54302

www.rosedispays.com | 1.800.631.9707