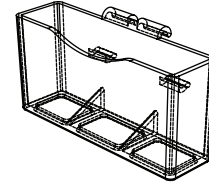


Myriad™ Kit K

Gift Card Tray

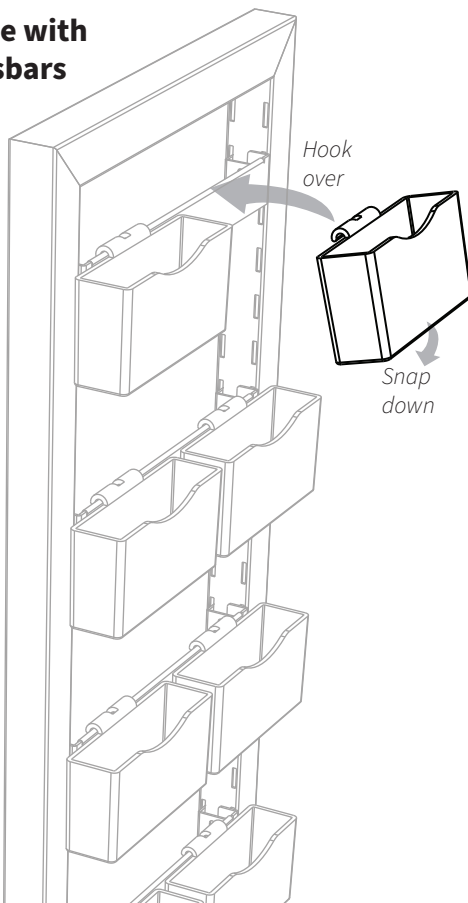
***Before You begin, please locate and ID all parts listed for assembly**

A (10) Clear molded gift card trays

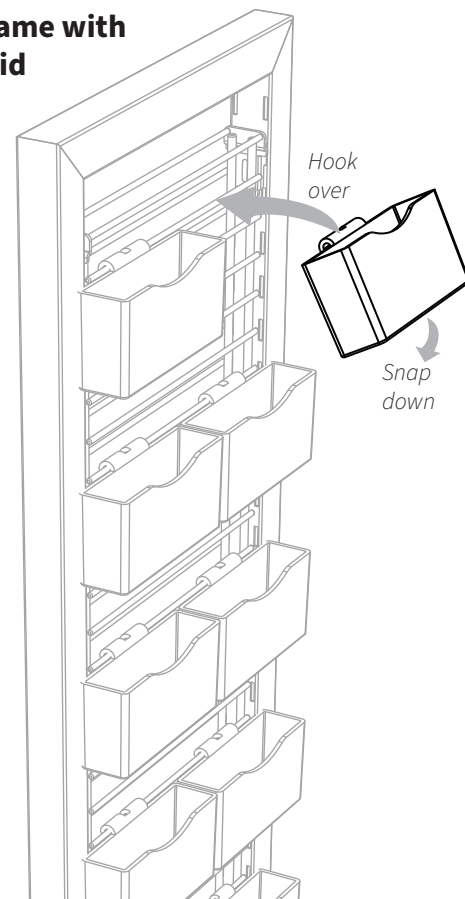


- 1** *If installing on a new frame:* Refer to the Crossbar (Kit D) or Grid Panel (Kit F) instructions to assemble the hangers onto the freestanding frame.
If installing on existing fixture: Clear the intended display area the gift card pockets are to be installed.
- 2** Hook the top of the connection features over the top of the bar (or wire), then gently snap down to lock the tray in place **(Details below)**
- 3** Refer to your store planogram for merchandising setup and product layout.

Frame with Crossbars



Frame with Grid



99ROS150KITK

Myriad™ is a trademark of Rose Displays, Ltd. Neither the manufacturer nor any sales agent may be held liable for injury, loss or damage resulting from the use of these products.

500 Narragansett Park Drive Pawtucket, RI 02861 | 800.631.9707 | www.rosedisplays.com | signware@rosedisplays.com

rose displays
The Signware™ Specialists